



2019

Filtering catalog

**irritec**<sup>®</sup>



*don't wait* for rain<sup>®</sup>

*«We want to simplify the life of those caring for plants, for work and for passion.  
We work so that every drop is used wisely, reducing the ecological footprint and  
resource waste to a minimum.»*

|   |           |
|---|-----------|
| <b>Plastic filters</b>  | <b>5</b>  |
| ■ <b>Manual plastic filters</b>   |           |
| TGG/TGF - "T" filter model "G"  | 6         |
| THG/THF - "T" filter model "H"  | 8         |
| TIG/TIF - "T" filter model "I"  | 10        |
| DHF - Twin filter model "H"   | 12        |
| DIF - Twin filter model "I"   | 14        |
| YCV - On line filter model "C"  | 16        |
| YDV - On line filter model "D"  | 18        |
| YEV - On line filter model "E"  | 20        |
| YFV - On line filter model "F"  | 22        |
| YGG/YGF - On line filter model "G"  | 24        |
| YHG/YHF - On line filter model "H"  | 26        |
| HFP - Hydro-cyclone filter  | 28        |
| ■ <b>Automatic plastic filters</b>  |           |
| TAF - "T" Rotodisk filter   | 30        |
| DAF - Twin Rotodisk filter  | 32        |
| ■ <b>Filtration group with automatic plastic filters</b>                                    |           |
| RSL 2" single head - Filtration group with single TAF 2" filter                             | 34        |
| RSL - Filtration group with online TAF filters  | 36        |
| RSP 3" - Filtering station with TAF 3" filters in parallel                                  | 38        |
| RDL 4" - Filtering station with DAF 4" filters on line                                      | 40        |
| <b>Metal filters</b>  | <b>43</b> |
| ■ <b>Manual metal filters</b>   |           |
| EPV - Online filter with PVC  | 44        |
| EPV90 - 90° filter with PVC   | 46        |
| EDV - Online disk filter  | 48        |
| EDV90 - 90° disk filter   | 50        |
| EBV - Online self cleaning screen filter with brush   | 52        |
| EAV - Online self cleaning screen filter + PVC  | 54        |
| ESV - On line screen filter   | 56        |
| EIV - Sand separator  | 58        |
| EUV - Single chamber quartzite sand filter (Mushroom Diffuser)                              | 60        |
| EHV - Single chamber quartzite sand filter (Cylindrical Diffuser)                           | 62        |
| ECV - Single chamber quartzite sand filter (Cylindrical Diffuser)                           | 64        |
| ERV - Manual double chamber quartzite sand filter   | 66        |
| ■ <b>Automatic metal filters</b>  |           |
| ER3V - Double chamber quartzite sand filter with 3-way valves (automatable)                 | 68        |
| EQ3V - Four chamber quartzite sand filter with 3-way valves (automatable)                   | 70        |
| FW050 / FW100 – Automatic screen filter   | 72        |
| ■ FW100EX / FW350 - Automatic screen filter   | 74        |
| <b>Filtration groups with metal filters</b>   |           |
| GCV - Filtration group including single chamber filters, 3-way valves and automatic control | 76        |
| ETS - Filtration group with sand separator and safety filter                                | 78        |



Irritec® filters provide the best protection for any irrigation system. Their simple, safe construction is the result of meticulous manufacturing processes and minimises the need for maintenance. Highly resistant to pressure variations and external stresses, the filters stand out for their robust and flexible filter element.

Water-tightness is guaranteed even at high pressure and the specially designed elements ensure maximum efficiency of filtration. The range of filtration grades available (20 to 450 mesh) caters for every type of filtration application.

#### T filter

Constructed in polyamide reinforced with fibreglass, Irritec® Rotofilters™ and T-shaped filters can be installed either in-line or at an angle. Two different sealing systems, filter elements of various types and dimensions and available filtration grades give a wide selection, resulting in the most suitable system for every filtration need for irrigation.

#### Twin filter

The new Irritec® Rotofilters™ Twin, in polyamide reinforced with fibreglass, is distinguished by its large filter surface. The sealing system with stainless steel band guarantees perfect water tightness, and is extremely practical for maintenance. Filter elements of various types and dimensions and available filtration grades give a wide selection, resulting in the most suitable system for every filtration need for irrigation.

#### Y Filters

Irritec® filters allow excellent filtration protection to be obtained for any type of irrigation system.

They have a structure that allows simple installation, even in inconvenient locations. Irritec® filters do not require extraordinary maintenance, they are compact, light and are long-lasting. They can withstand pressure variations and external stress in the field. Nothing in the design is left to chance. Design carefully included mechanical strength to produce a robust and flexible product. They come with a wide variety of filtering solutions such as cartridges with disk, screened in stainless steel or polyester.

Furthermore, the vast range of finishing grades available (from 20 to 450 mesh) increases and improves filtration capacity.

It is difficult not to find a product in the Irritec Y filters range that does not meet the needs of every irrigation application.

#### Automatic filters

The automatic Rotodisk® filter is made of polyamide reinforced with fibreglass, and is fitted with a special mechanical-hydraulic system which gives automatic backwashing. Automatic Rotodisk® filters, appropriately installed in series with hydrovalves and centralised control, allow the irrigation cycle to run continuously, reducing water wastage and labour necessary for the maintenance of a filtration station. Available in single or double head versions with flow capacity of 24 to 64 m<sup>3</sup>/h. The vast range of collectors available (from 3" to 12") and the various configurations possible (from 2 to 14 filters) can handle flow capacity up to 640 m<sup>3</sup>/h.



# TGG/TGF

## Applications

Secondary filtration, safety filtration. The disk filter allows high efficiency and filtration precision. It can be installed in wells or outdoors thanks to the excellent UV ray resistance.

## Materials

- Body: polyamide reinforced with fibre glass
- Cover: polyamide reinforced with fibre glass
- Closure element: polyamide ring nut  
ring in stainless steel AISI 304
- Filtering element:
  - mesh in stainless steel AISI 304 with polypropylene structure;
  - mesh in polyester with structures in stainless steel AISI 304;
  - polypropylene disks.
- Gaskets: NBR
- Disks support: glass reinforced polyamide.

## Characteristics

- Maximum working pressure: 10 bar at 20° .
- Standard filtration grade: 120 mesh  
(filtration available: 50, 80, 150, 200 mesh).
- Types of connection: threaded, victaulic or combined.
- Manometer coupling: Ø1/4" female.
- Installation: on line or at right angle.

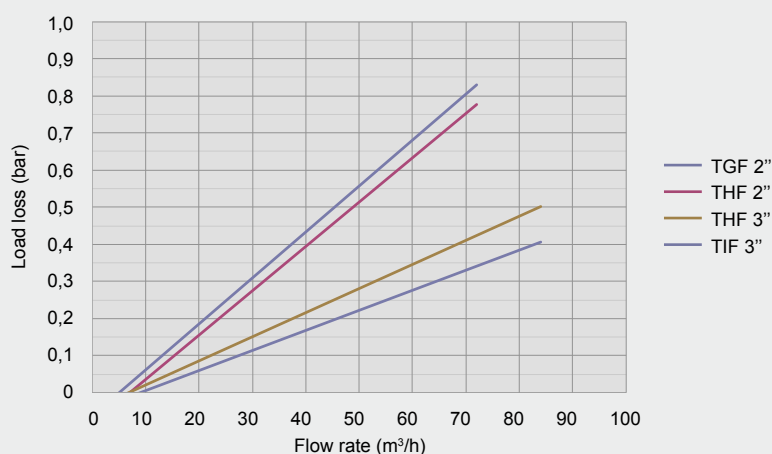


TGG  
with ring nut



TGF  
with S.S. ring

## Load loss\*



\*Testing for load loss was carried out with clean water.

# TGG/TGF

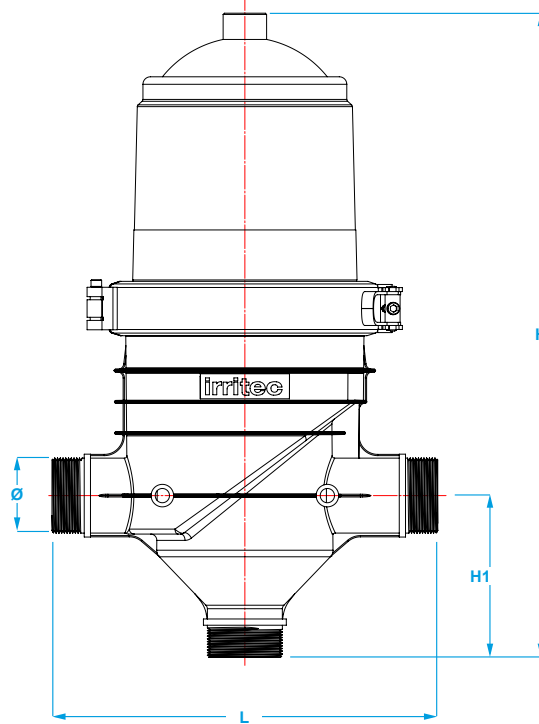
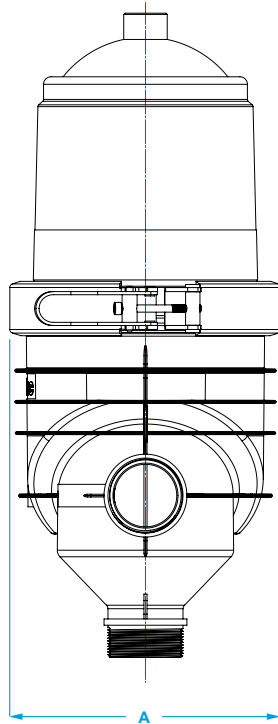
## Technical data

| Couplings | Pricelist ref. | Filtering cartridge | Rec. max. flow rate (m <sup>3</sup> /h) | Filtration area (cm <sup>2</sup> ) |
|-----------|----------------|---------------------|---|------------------------------------|
| 2"        | IFTG#GIL       | s.s.                | 30                                      | 916                                |
|           | IFTG#GDL       | disk                |   |                                    |
|           | IFTG#GEL       | rotodisk™           |   |                                    |

Replace # with G (ring nut) or F (ring)

## Dimensions

| Ø (inches) | L (mm) | A (mm) | H (mm) | H1 (mm) | Weight (kg) TGG | Weight (kg) TGF |
|------------|--------|--------|--------|---------|-----------------|-----------------|
| 2"         | 327    | 250    | 510    | 130     | 5,7             | 5,3             |



## Components

| Number | Description                               |
|--------|---|
| 1A     | stainless steel ring cover                |
| 1B     | ring nut cover                            |
| 2      | or cover                                  |
| 3      | stainless steel closure ring              |
| 4      | complete stainless steel screen cartridge |
| 5      | complete stainless steel disk cartridge   |
| 6      | Rotodisk® cartridge (with propeller)      |
| 7A     | closure body with ring                    |
| 7B     | closure body with ring nut                |



# THG/THF

### Applications

Secondary filtration, safety filtration. The disk filter allows high efficiency and filtration precision. Thanks to the excellent UV ray resistance, it can be installed outdoors without any protection.

### Materials

- Body: polyamide reinforced with fibre glass
- Cover: polyamide reinforced with fibre glass
- Closure elements:
  - polyamide ring nut
  - ring in stainless steel AISI 304
- Filtering element:
  - mesh in stainless steel AISI 304 with polypropylene structure;
  - mesh in polyester with structures in stainless steel AISI 304;
  - polypropylene disks.
- Gaskets: NBR
- Disks support: glass reinforced polyamide.

### Characteristics

- Maximum working pressure: 10 bar at 20° .
- Standard filtration grade: 120 mesh (filtration available: 50, 80, 150, 200 mesh).
- Types of connection: threaded, victaulic or combined.
- Manometer coupling: Ø1/4" female.
- Installation: on line or at right angle.

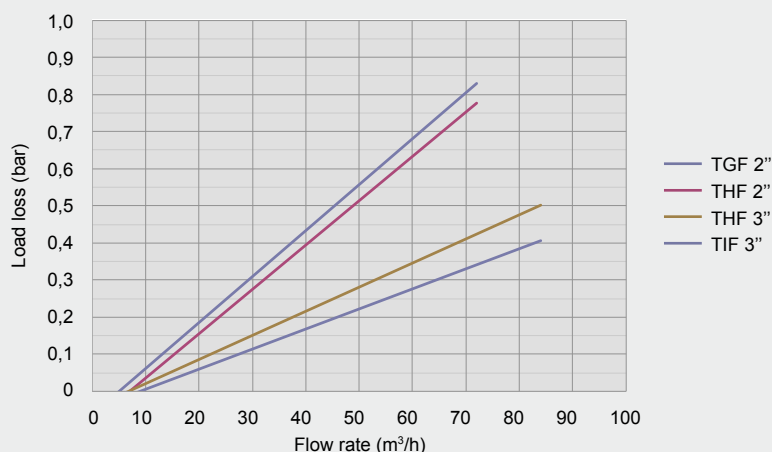


THG with ring nut



THF with S.S. ring

### Load loss\*



\*Testing for load loss was carried out with clean water.



# THG/THF

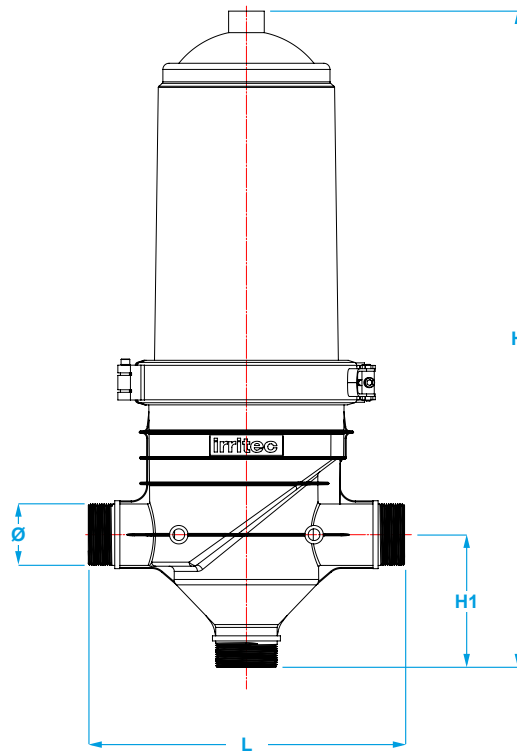
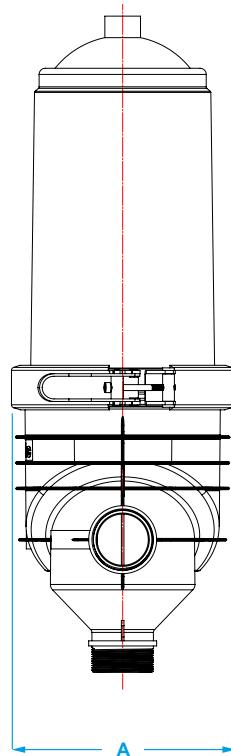
## Technical data

| Couplings | Pricelist ref. | Filtering cartridge | Rec. max. flow rate (m <sup>3</sup> /h) | Filtration area (cm <sup>2</sup> ) |
|-----------|----------------|---------------------|---|------------------------------------|
| 2"        | IFTH#GIL       | s.s.                | 30                                      | 1402                               |
|           | IFTH#GDL       | disk                |   |                                    |
|           | IFTH#GEL       | Rotodisk™           |   |                                    |
| 3"        | IFTH#IIL       | s.s.                | 50                                      | 1402                               |
|           | IFTH#IDL       | disk                |   |                                    |
|           | IFTH#IEL       | Rotodisk™           |   |                                    |

Replace # with G (ring nut) or F (ring)

## Dimensions

| Ø (inches) | L (mm) | A (mm) | H (mm) | H1 (mm) | Weight (kg) THG | Weight (kg) THF |
|------------|--------|--------|--------|---------|-----------------|-----------------|
| 2"         | 327    | 250    | 660    | 130     | 7               | 6,6             |
| 3"         | 327    | 250    | 660    | 140     | 7,4             | 7               |



## Components

| Number | Description                               |
|--------|---|
| 1A     | stainless steel ring cover                |
| 1B     | ring nut cover                            |
| 2      | or cover                                  |
| 3      | stainless steel closure ring              |
| 4      | complete stainless steel screen cartridge |
| 5      | complete stainless steel disk cartridge   |
| 6      | Rotodisk® cartridge (with propeller)      |
| 7A     | closure body with ring                    |
| 7B     | closure body with ring nut                |



# TIG/TIF

## Applications

Secondary filtration, safety filtration. The disk filter allows high efficiency and filtration precision. Thanks to the excellent UV ray resistance, it can be installed outdoors without any protection.

## Materials

- Body: polyamide reinforced with fibre glass
- Cover: polyamide reinforced with fibre glass
- Closure elements:
  - polyamide ring nut
  - ring in stainless steel AISI 304
- Filtering element:
  - mesh in stainless steel AISI 304 with polypropylene structure;
  - polypropylene disks.
- Gaskets: NBR

## Characteristics

- Maximum working pressure: 10 bar at 20° .
- Standard filtration grade: 120 mesh (filtration available: 50, 80, 150, 200 mesh).
- Types of connection: threaded, victaulic or combined.
- Manometer coupling: Ø1/4" female.
- Installation: on line or at right angle.

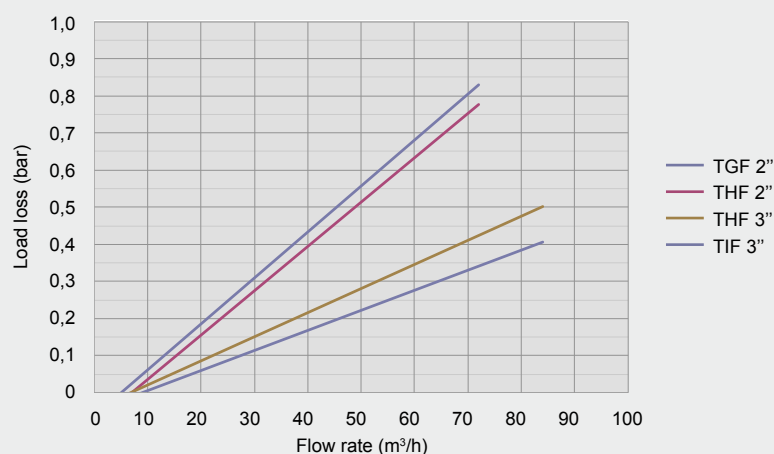


TIG with ring nut



TIF with S.S. ring

## Load loss\*



\*Testing for load loss was carried out with clean water.

# TIG/TIF

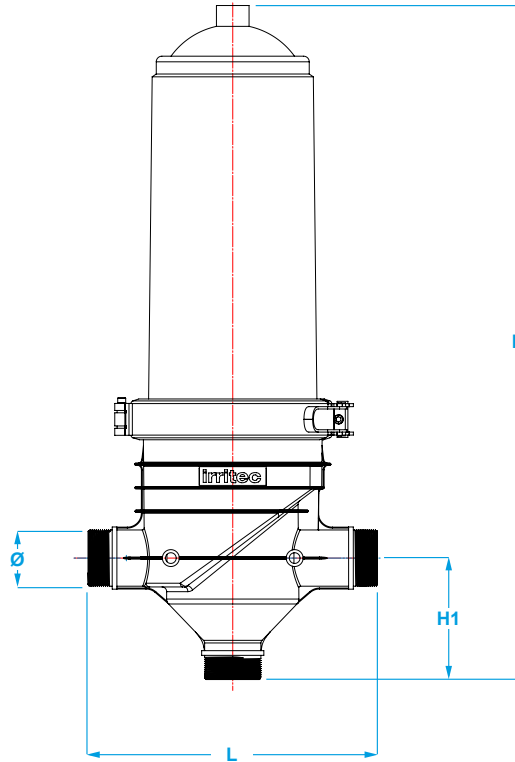
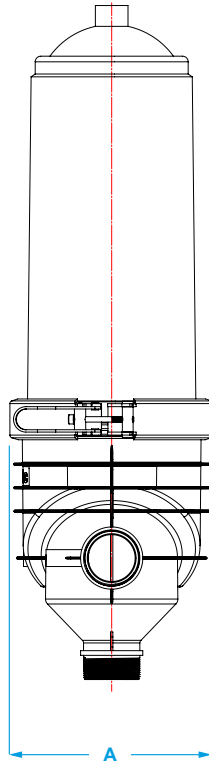
## Technical data

| Couplings | Pricelist ref. | Filtering cartridge | Rec. max. flow rate (m <sup>3</sup> /h) | Filtration area (cm <sup>2</sup> ) |
|-----------|----------------|---------------------|---|------------------------------------|
| 3"        | IFTI#IIL       | s.s.                | 50                                      | 1868                               |
|           | IFTI#IDL       | disk                |   |                                    |
|           | IFTI#IEL       | Rotodisk™           |   |                                    |

Replace # with G (ring nut) or F (ring)

## Dimensions

| Ø (inches) | L (mm) | A (mm) | H (mm) | H1 (mm) | Weight (kg) TIG | Weight (kg) TIF |
|------------|--------|--------|--------|---------|-----------------|-----------------|
| 3"         | 327    | 250    | 790    | 140     | 8,4             | 8               |



## Components

| Number | Description                               |
|--------|---|
| 1A     | stainless steel ring cover                |
| 1B     | ring nut cover                            |
| 2      | or cover                                  |
| 3      | stainless steel closure ring              |
| 4      | complete stainless steel screen cartridge |
| 5      | complete stainless steel disk cartridge   |
| 6      | Rotodisk® cartridge (with propeller)      |
| 7A     | closure body with ring                    |
| 7B     | closure body with ring nut                |



# DHF

## Applications

Secondary filtration, safety filtration. The disk filter allows high efficiency and filtration precision.

## Materials

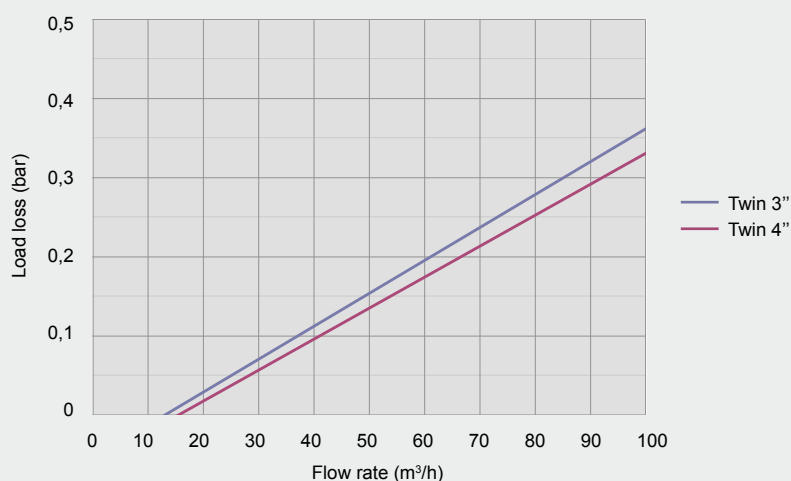
- Body: polyamide reinforced with fibre glass
- Cover: polyamide reinforced with fibre glass
- Closure element: stainless steel ring AISI 304
- Filtering element:
  - mesh in stainless steel AISI 304 with polypropylene structure;
  - mesh in polyester with structures in stainless steel AISI 304;
  - polypropylene disks.
- Gaskets: NBR



## Characteristics

- Maximum working pressure: 10 bar at 20° .
- Standard filtration grade: 120 mesh (filtration available: 50, 80, 120, 150, 200 mesh).
- Types of connection: threaded, victaulic or flanged.
- Manometer coupling: Ø1/4" female.
- Installation: on line.

## Load loss\*



\*Testing for load loss was carried out with clean water.


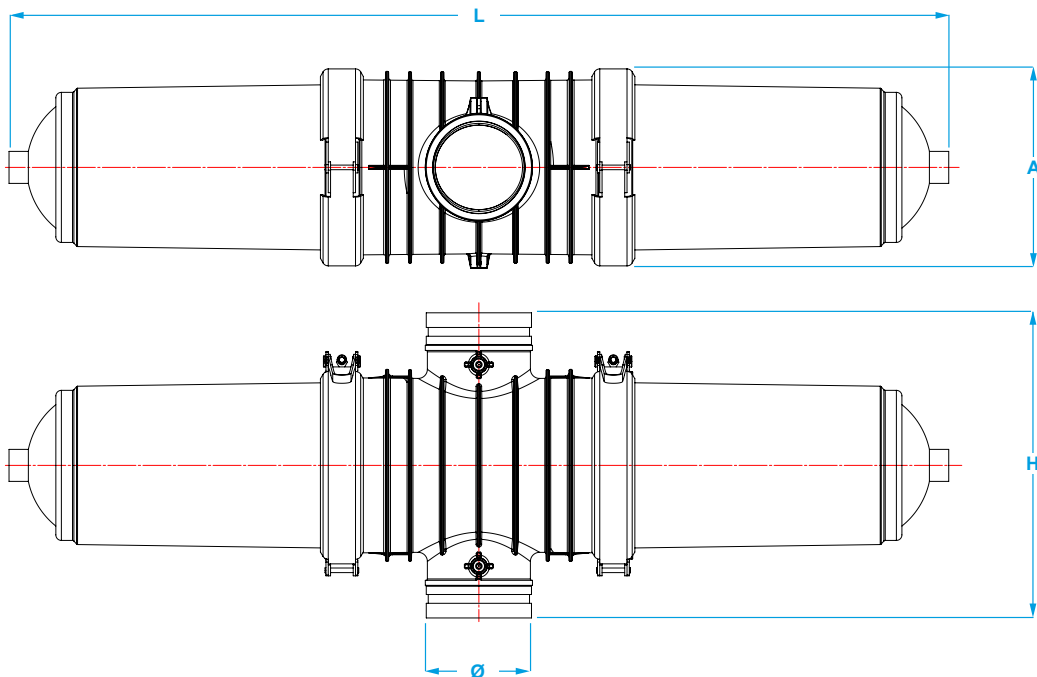
# DHF

## Technical data

| Couplings | Pricelist ref. | Filtering cartridge | Bypasses  | Rec. max. flow rate (m³/h) | Filtration area (cm²) |
|-----------|----------------|---------------------|-----------|----------------------------|-----------------------|
| 3"        | IFDHFILM2F0N   | s.s.                | threaded  | 50                         | 2804                  |
|           | IFDHFIDL2F0N   | disk                |           |                            |                       |
|           | IFDHFIELM2F0N  | Rotodisk™           |           |                            |                       |
|           | IFDHFILW0F0N   | s.s.                |           |                            |                       |
| DN 80     | IFDHFIDLW0F0N  | disk                | victaulic | 50                         | 2804                  |
|           | IFDHFIELW0F0N  | Rotodisk™           |           |                            |                       |
|           | IFDHFILF0F0N   | s.s.                | flanged   |                            |                       |
|           | IFDHFIDLF0F0N  | disk                |           |                            |                       |
|           | IFDHFIELF0F0N  | Rotodisk™           |           |                            |                       |

## Dimensions

| Ø (inches) | L (mm) | A (mm) | H (mm) | Weight (kg) |
|------------|--------|--------|--------|-------------|
| 3"         | 1020   | 250    | 330    | 14,40       |
| DN 80      | 1020   | 250    | 330    | 15,20       |



## Components

| Number | Description                               |
|--------|---|
| 1      | cover                                     |
| 2      | cover o-ring                              |
| 3      | stainless steel ring                      |
| 4      | complete stainless steel screen cartridge |
| 5      | complete stainless steel disk cartridge   |
| 6      | Rotodisk® cartridge (with propeller)      |
| 7      | twin filter body                          |

# DIF

## Applications

Secondary filtration, safety filtration. The disk filter allows high efficiency and filtration precision. Thanks to the excellent UV ray resistance, it can be installed outdoors without any protection.

## Materials

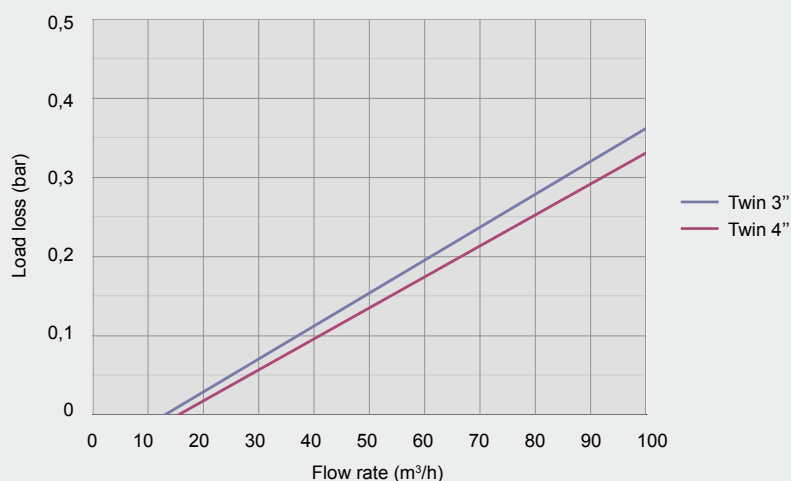
- Body: polyamide reinforced with fibre glass
- Cover: polyamide reinforced with fibre glass
- Closure element: stainless steel ring AISI 304
- Filtering element:
  - mesh in stainless steel AISI 304 with polypropylene structure;
  - polypropylene disks.
- Gaskets: NBR
- Disks support: glass reinforced polyamide.



## Characteristics

- Maximum working pressure: 10 bar at 20° .
- Standard filtration grade: 120 mesh (filtration available: 50, 80, 120, 150, 200 mesh).
- Types of connection: threaded, victaulic or flanged.
- Manometer coupling: Ø1/4" female.
- Installation: on line.

## Load loss\*



\*Testing for load loss was carried out with clean water.


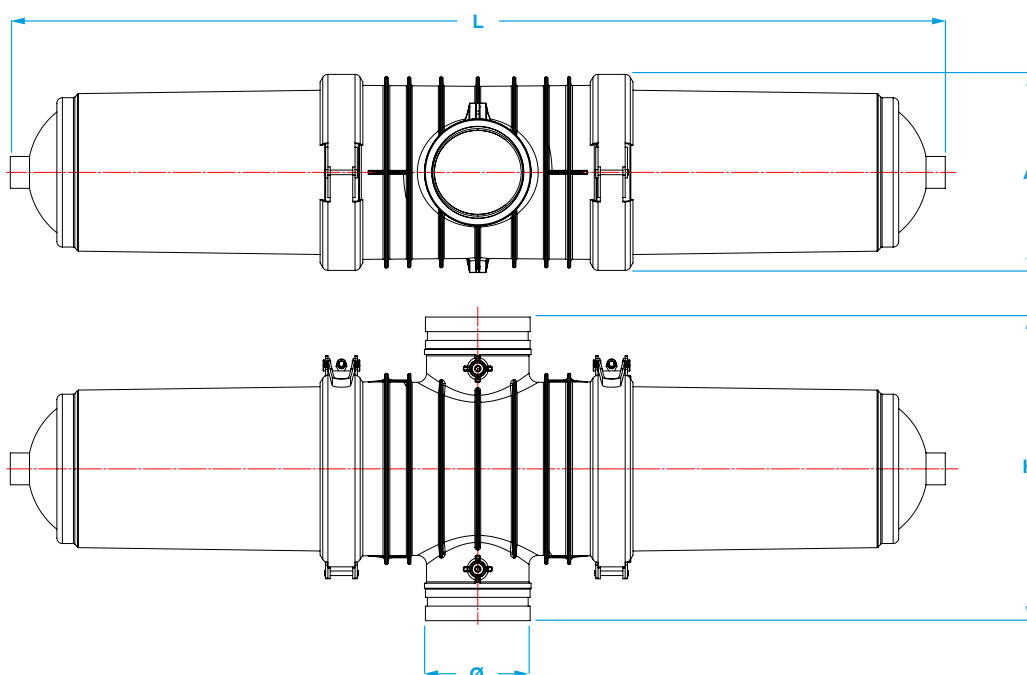
# DIF

## Technical data

| Couplings | Pricelist ref. | Filtering cartridge | Bypasses  | Rec. max. flow rate (m <sup>3</sup> /h) | Filtration area (cm <sup>2</sup> ) |
|-----------|----------------|---------------------|-----------|---|------------------------------------|
| 4"        | IFDIFLILM2F0N  | s.s.                | threaded  | 100                                     | 3736                               |
|           | IFDIFLDLM2F0N  | disk                |           |   |                                    |
|           | IFDIFLELM2F0N  | Rotodisk™           |           |   |                                    |
|           | IFDIFLILW0F0N  | s.s.                |           |   |                                    |
|           | IFDIFLDLW0F0N  | disk                | victaulic |   |                                    |
| DN 100    | IFDIFLELW0F0N  | Rotodisk™           | flanged   | 100                                     | 3736                               |
|           | IFDIFLILF0F0N  | s.s.                |           |   |                                    |
|           | IFDIFLDLF0F0N  | disk                |           |   |                                    |
|           | IFDIFLELF0F0N  | Rotodisk™           |           |   |                                    |

## Dimensions

| Ø (inches) | L (mm) | A (mm) | H (mm) | Weight (kg) |
|------------|--------|--------|--------|-------------|
| 4"         | 1265   | 250    | 345    | 15,10       |
| 4"         | 1265   | 250    | 390    | 15,10       |
| 4"         | 1265   | 250    | 390    | 16,20       |



## Components

| Number | Description                               |
|--------|---|
| 1      | cover                                     |
| 2      | cover o-ring                              |
| 3      | stainless steel ring                      |
| 4      | complete stainless steel screen cartridge |
| 5      | complete stainless steel disk cartridge   |
| 6      | massa Rotodisk® completa (con elica)      |
| 7      | twin filter body                          |

# YCV

## Applications

Secondary filtration in systems for irrigation, safe filtration. It can be installed in wells, outdoors or on fertigation machines.

## Materials

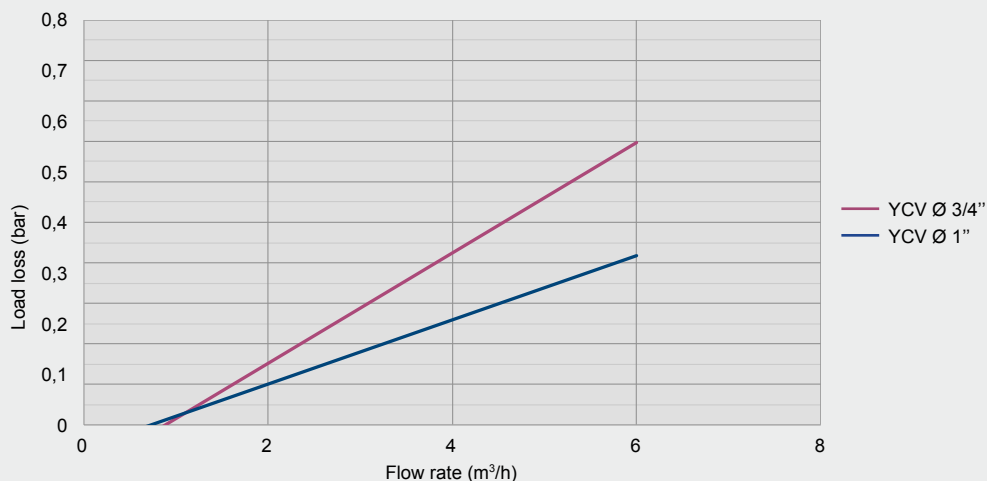
- Body: polypropylene
- Cover: polypropylene
- Filtering element:
  - mesh in stainless steel AISI 304 with polypropylene structure
  - polyester mesh with polypropylene structure
- Gaskets: NBR

## Characteristics

- Maximum working pressure: 10 bar at 20° .
- Standard filtration grade: 120 mesh (filtration available: 30, 50, 80, 120, 150, 200 mesh).
- Standard bypass: male threaded [BSP and NPT].
- The filter can be supplied with the cover fitted (no discharge) or punched ((with discharge) with threaded cap.
- Resists acids and fertilisers commonly used in agriculture.



## Load loss\*



\*Testing for load loss was carried out with clean water.



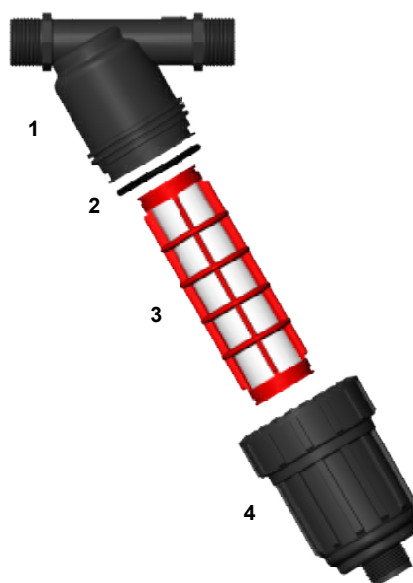
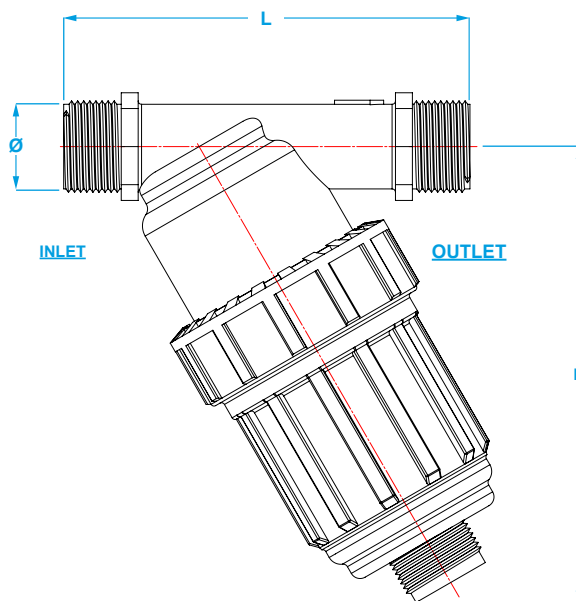
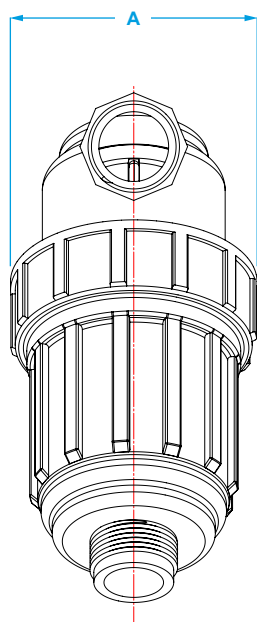
# YCV

## Technical data

| Couplings | Pricelist ref. | Filtering cartridge | Rec. max. flow rate (m <sup>3</sup> /h) | Filtration area (cm <sup>2</sup> ) |
|-----------|----------------|---------------------|---|------------------------------------|
| 3/4"      | IFYCVCIL       | s.s.                | 5                                       | 100                                |
|           | IFYCVCPL       | polyester           |   |                                    |
| 1"        | IFYCVDIL       | s.s.                | 5                                       | 100                                |
|           | IFYCVDPL       | polyester           |   |                                    |

## Dimensions

| Ø (inches) | L (mm) | A (mm) | H (mm) | Weight (g) |
|------------|--------|--------|--------|------------|
| 3/4"       | 123    | 72     | 135    | 160        |
| 1"         | 123    | 72     | 135    | 160        |



## Components

| Number | Description                  |
|--------|------------------------------|
| 1      | filter body                  |
| 2      | body gasket                  |
| 3      | complete filtering cartridge |
| 4      | cover                        |

# YDV

## Applications

Secondary filtration in systems for irrigation, safe filtration. The disk filter allows high efficiency and filtration precision. It can be installed in wells, outdoors or on fertigation machines.

## Materials

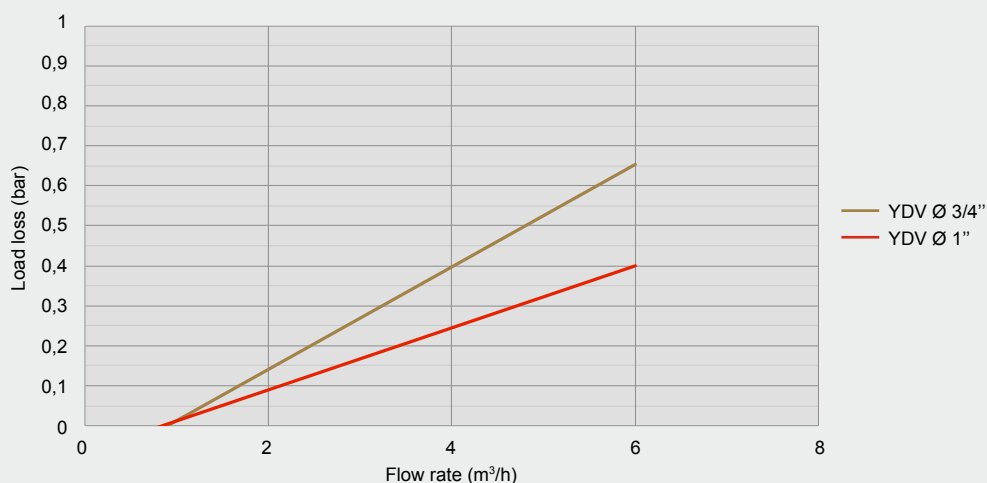
- Body: polypropylene
- Cover: polypropylene
- Filtering element:
  - mesh in stainless steel AISI 304 with polypropylene structure;
  - polyester mesh with polypropylene structure
  - polypropylene disks.
- Gaskets: NBR

## Characteristics

- Maximum working pressure: 10 bar at 20° .
- Standard filtration grade: 120 mesh (filtration available: 30, 50, 80, 120, 150, 200 mesh).
- Standard bypass: male threaded [BSP and NPT].
- The filter can be supplied with the cover fitted (no discharge) or punched (with discharge) with threaded cap.
- Resists acids and fertilisers commonly used in agriculture.



## Load loss\*



\*Testing for load loss was carried out with clean water.

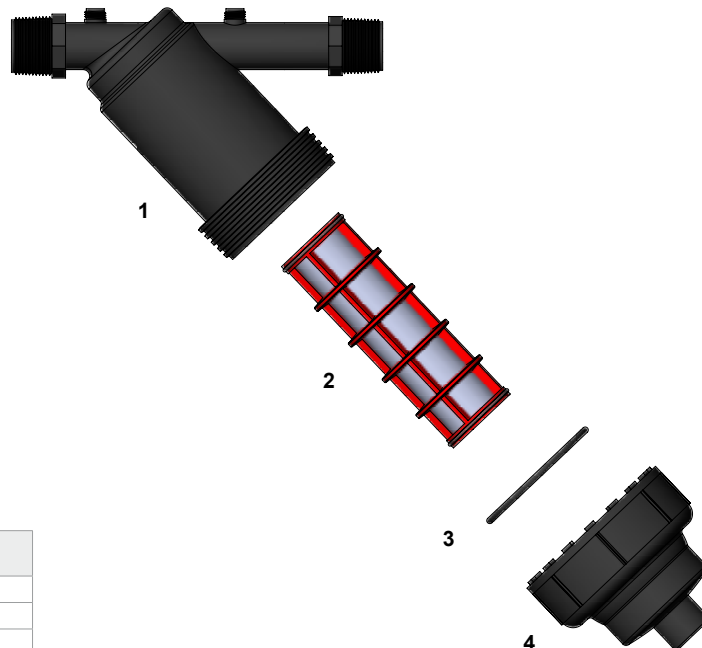
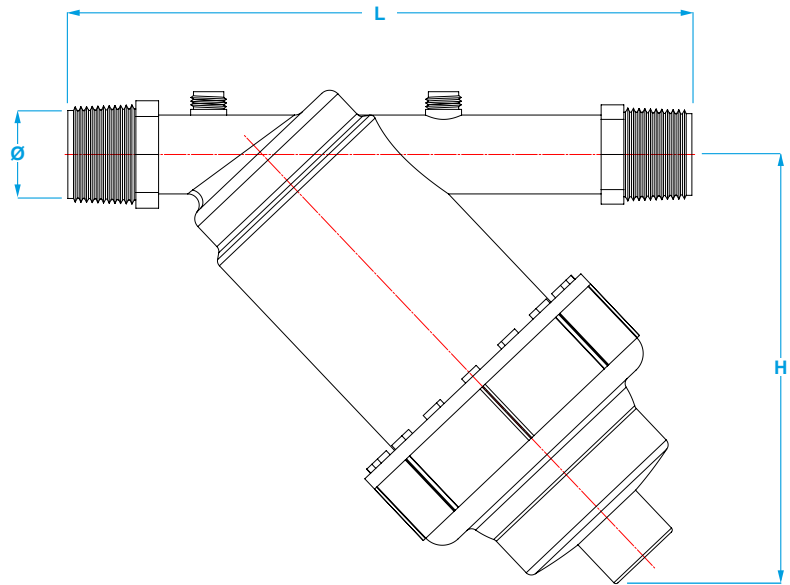
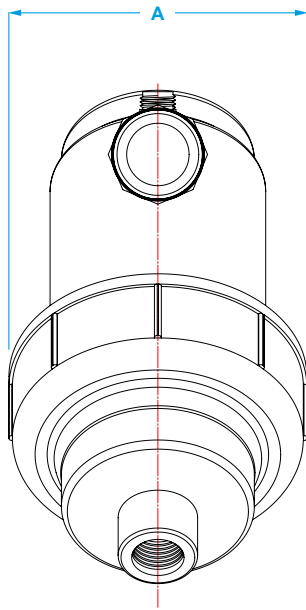
# YDV

## Technical data

| Couplings | Pricelist ref. | Filtering cartridge | Rec. max. flow rate (m <sup>3</sup> /h) | Filtration area (cm <sup>2</sup> ) |
|-----------|----------------|---------------------|---|------------------------------------|
| 3/4"      | IFYDVCIL       | s.s.                | 5                                       | 160                                |
|           | IFYDVCPL       | polyester           |   | 170                                |
|           | IFYDVCDL       | disk                |   | 170                                |
| 1"        | IFYDVDIL       | s.s.                | 5                                       | 160                                |
|           | IFYDVDPL       | polyester           |   | 170                                |
|           | IFYDVDDL       | disk                |   | 170                                |

## Dimensions

| Ø (inches) | L (mm) | A (mm) | H (mm) | Weight (g) |
|------------|--------|--------|--------|------------|
| 3/4"       | 152    | 84     | 138    | 230        |
|            |        |        |        | 326        |
| 1"         | 152    | 84     | 138    | 230        |
|            |        |        |        | 326        |



## Components

| Number | Description                  |
|--------|------------------------------|
| 1      | filter body                  |
| 2      | complete filtering cartridge |
| 3      | cover gasket                 |
| 4      | cover                        |

# YEV

## Applications

Secondary filtration in systems for irrigation, safe filtration. The disk filter allows high efficiency and filtration precision. It can be installed in wells, outdoors or on fertigation machines.

## Materials

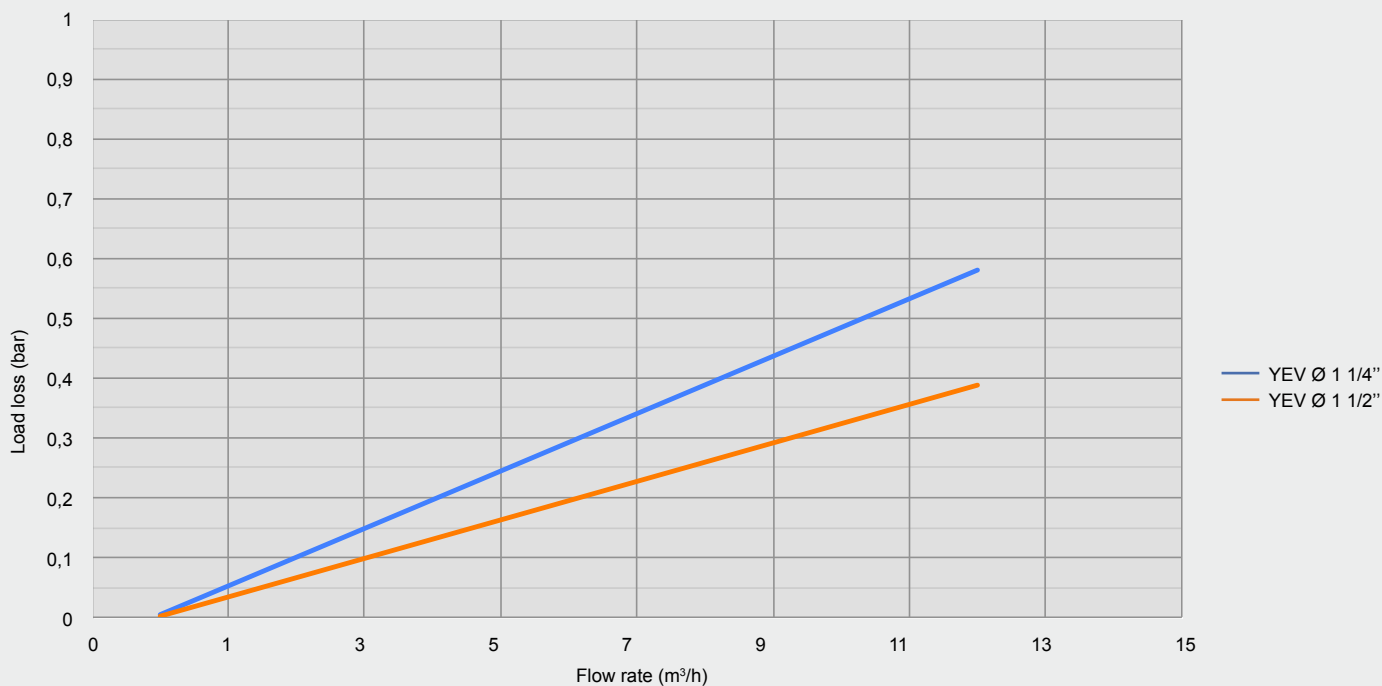
- Body: polypropylene
- Cover: polypropylene
- Filtering element:
  - mesh in stainless steel AISI 304 with polypropylene structure;
  - polyester mesh with polypropylene structure
  - polypropylene disks.
- Gaskets: NBR

## Characteristics

- Maximum working pressure: 10 bar at 20° .
- Standard filtration grade: 120 mesh (filtration available: 50, 80, 120, 150, 200 mesh).
- Standard bypass: male threaded [BSP and NPT].
- The filter can be supplied with the cover fitted (no discharge) or punched (with discharge) with threaded cap.
- Resists acids and fertilisers commonly used in agriculture.



## Load loss\*



\*Testing for load loss was carried out with clean water.

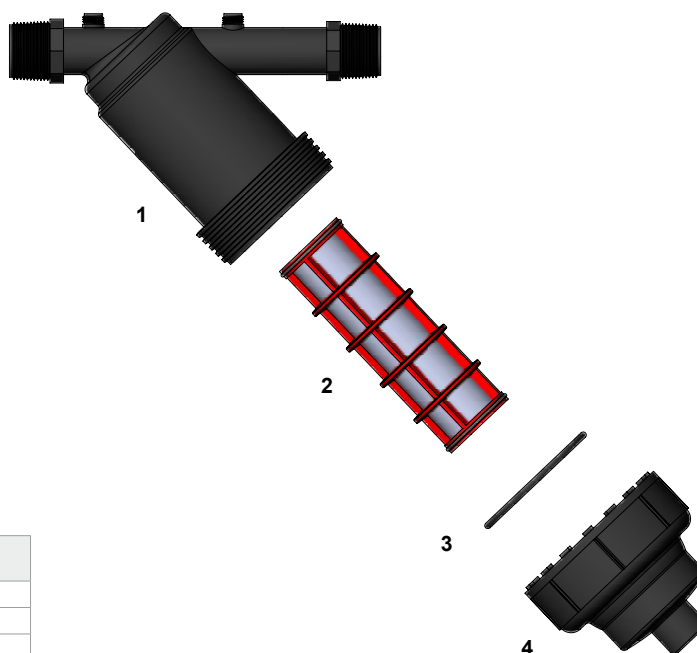
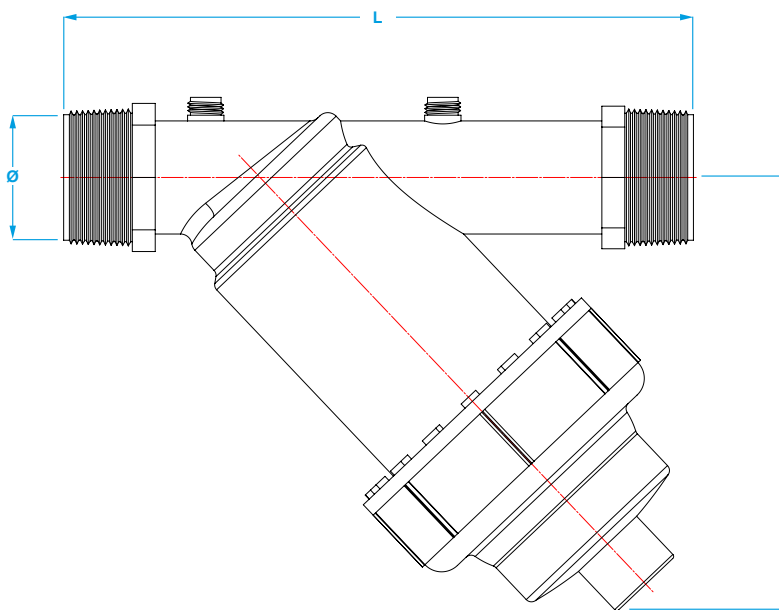
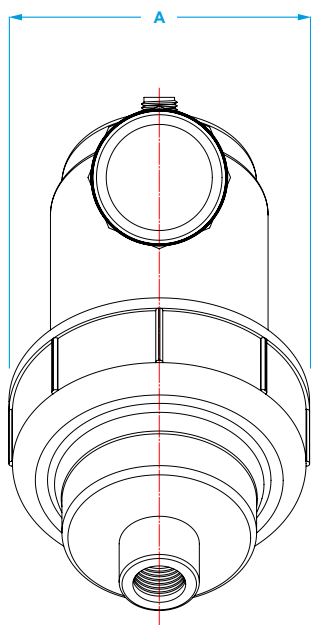
# YEV

## Technical data

| Couplings | Pricelist ref. | Filtering cartridge | Rec. max. flow rate (m³/h) | Filtration area (cm²) |
|-----------|----------------|---------------------|----------------------------|-----------------------|
| 1"1/4     | IFYEVEIL       | s.s.                | 10                         | 220                   |
|           | IFYEVEPL       | polyester           |                            | 260                   |
|           | IFYEVEDL       | disk                |                            | 260                   |
| 1"1/2     | IFYEVFIL       | s.s.                | 10                         | 220                   |
|           | IFYEVFPL       | polyester           |                            | 260                   |
|           | IFYEVFDL       | disk                |                            | 260                   |

## Dimensions

| Ø (inches) | L (mm) | A (mm) | H (mm) | Weight (g) |
|------------|--------|--------|--------|------------|
| 1"1/4      | 220    | 103    | 152    | 370        |
|            |        |        |        | 525        |
| 1"1/2      | 220    | 103    | 152    | 370        |
|            |        |        |        | 525        |



## Components

| Number | Description                  |
|--------|------------------------------|
| 1      | filter body                  |
| 2      | complete filtering cartridge |
| 3      | cover gasket                 |
| 4      | cover                        |

# YFV

## Applications

Secondary filtration in systems for irrigation, safe filtration. The disk filter allows high efficiency and filtration precision. It can be installed in wells, outdoors or on fertigation machines.

## Materials

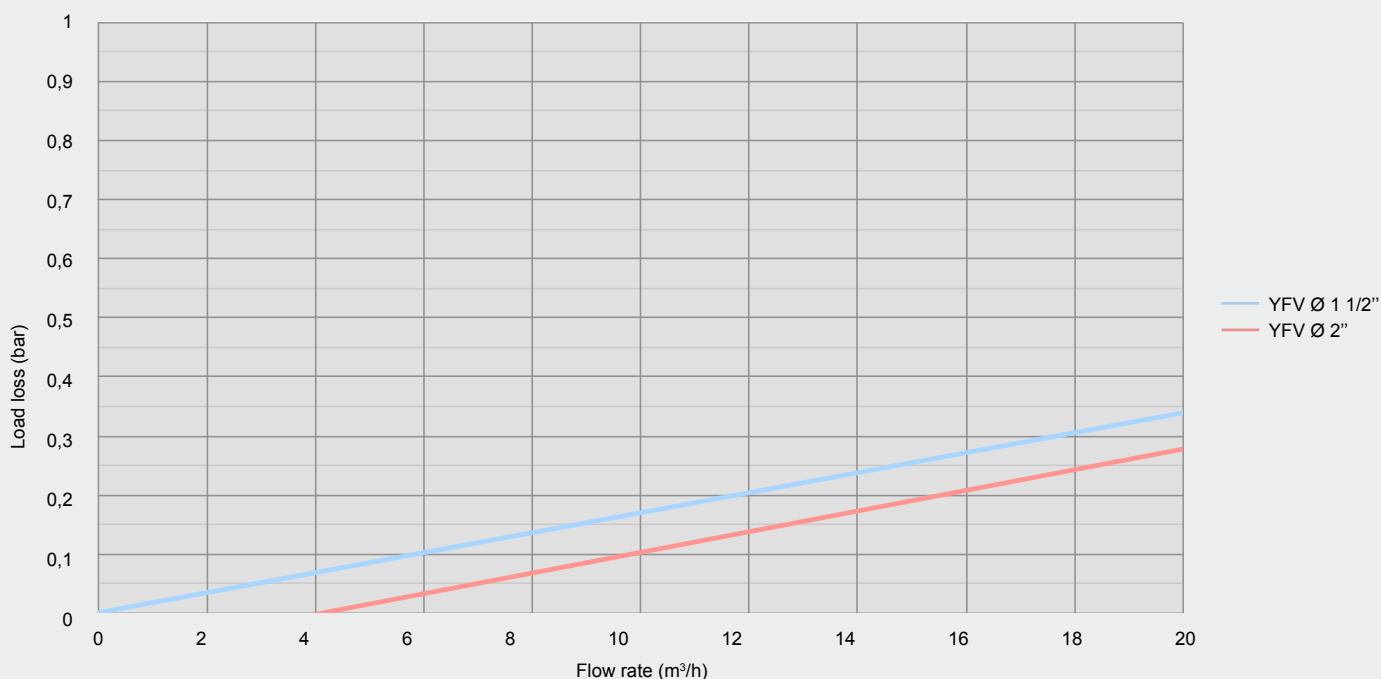
- Body: polypropylene
- Cover: polypropylene
- Filtering element:
  - mesh in stainless steel AISI 304 with polypropylene structure;
  - polyester mesh with polypropylene structure
  - polypropylene disks.
- Gaskets: NBR

## Characteristics

- Maximum working pressure: 8 bar at 20° .
- Standard filtration grade: 120 mesh (filtration available: 50, 80, 120, 150, 200 mesh).
- Standard bypass: male threaded [BSP and NPT].
- The filter can be supplied with the cover fitted (no discharge) or punched (with discharge) with threaded cap.
- Resists acids and fertilisers commonly used in agriculture.



## Load loss\*



\*Testing for load loss was carried out with clean water.

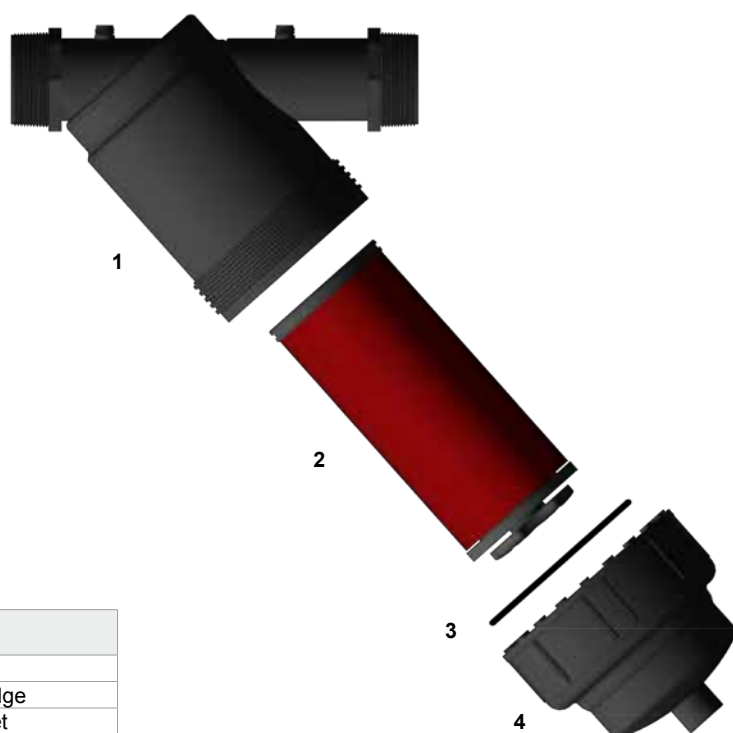
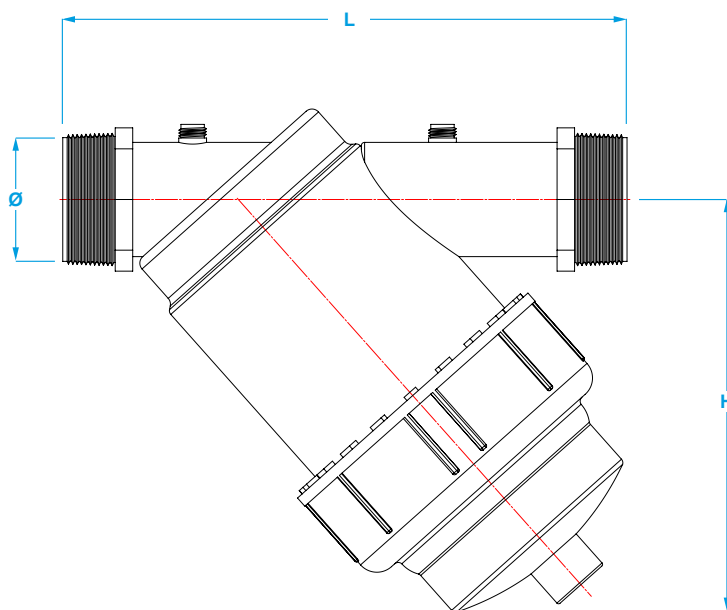
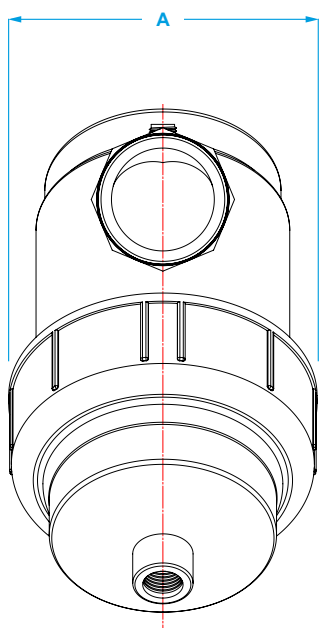
# YFV

## Technical data

| Couplings | Pricelist ref. | Filtering cartridge | Rec. max. flow rate (m <sup>3</sup> /h) | Filtration area (cm <sup>2</sup> ) |
|-----------|----------------|---------------------|---|------------------------------------|
| 1"1/2     | IFYFVFIL       | s.s.                | 20                                      | 450                                |
|           | IFYFVFPL       | polyester           |   | 500                                |
|           | IFYFVFDL       | disk                |   |                                    |
| 2"        | IFYFVGIL       | s.s.                | 20                                      | 450                                |
|           | IFYFVGPL       | polyester           |   | 500                                |
|           | IFYFVGDL       | disk                |   |                                    |

## Dimensions

| Ø (inches) | L (mm) | A (mm) | H (mm) | Weight (g) |
|------------|--------|--------|--------|------------|
| 1"1/2      | 258    | 140    | 188    | 785        |
| 2"         | 258    | 140    | 188    | 1000       |



## Components

| Number | Description         |
|--------|---------------------|
| 1      | filter body         |
| 2      | filtering cartridge |
| 3      | cover gasket        |
| 4      | cover               |

# YGG/YGF

## Applications

Secondary filtration in systems for irrigation, safe filtration. The disk filter allows high efficiency and filtration precision. It can be installed in wells or outdoors thanks to the excellent UV ray resistance.

## Materials

- Body: polypropylene
- Cover: polypropylene
- Closure elements:
  - polyamide ring nut
  - ring in stainless steel AISI 304
- Filtering element:
  - mesh in stainless steel AISI 304 with polypropylene structure;
  - polyester mesh with polypropylene structure
  - polypropylene disks.
- Gaskets: NBR
- Disks support: glass reinforced polyamide.



**YGG  
with ring nut**

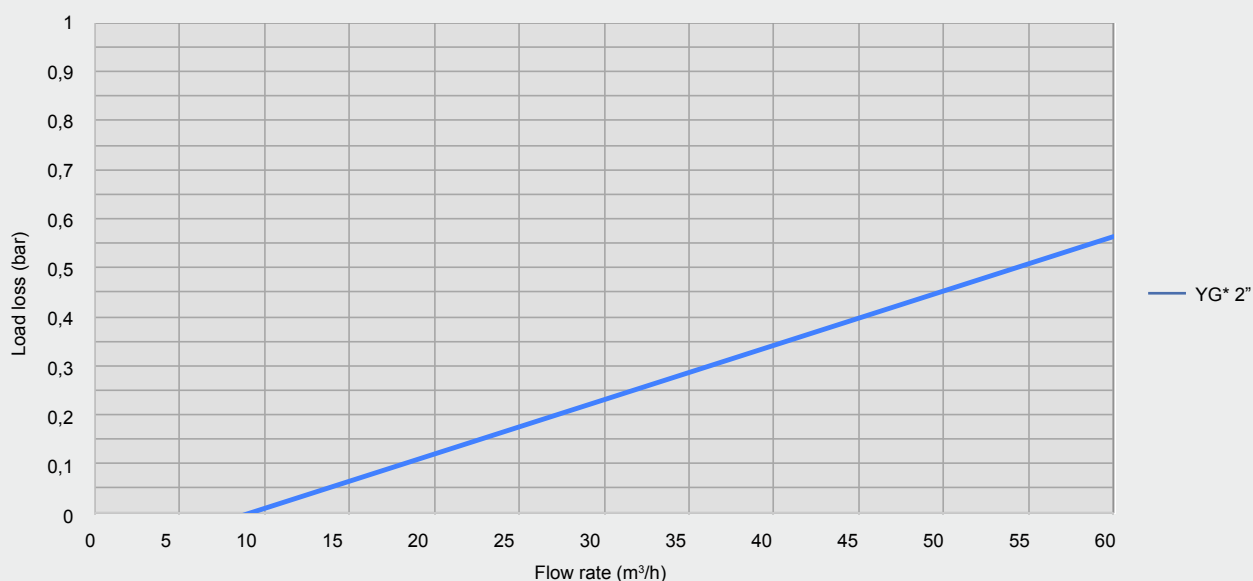


**YGF  
with S.S. ring**

## Characteristics

- Maximum working pressure: 8 bar at 20° .
- Standard filtration grade: 120 mesh  
(filtration available: 50, 80, 120, 150, 200 mesh)
- Standard bypass: male threaded [BSP and NPT].

## Load loss\*



\*Testing for load loss was carried out with clean water.



# YGG/YGF

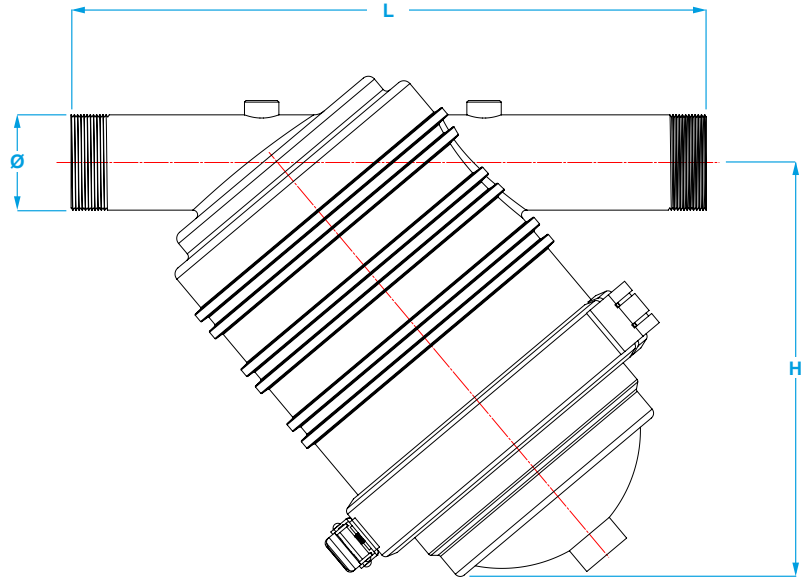
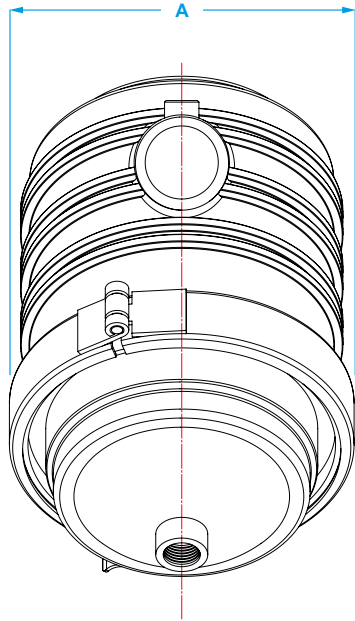
## Technical data

| Couplings | Pricelist ref. | Filtering cartridge | Rec. max. flow rate (m <sup>3</sup> /h) | Filtration area (cm <sup>2</sup> ) |
|-----------|----------------|---------------------|---|------------------------------------|
| 2"        | IFYG#GIL       | s.s.                | 25                                      | 1196                               |
|           | IFYG#GPL       | polyester           |   | 1196                               |
|           | IFYG#GDL       | disk                |   | 1196                               |

Replace # with G (ring nut) or F (ring)

## Dimensions

| Ø (inches) | L (mm) | A (mm) | H (mm) | Weight (kg) |
|------------|--------|--------|--------|-------------|
| 2"         | 400    | 217    | 260    | 3,00        |
| 2"         | 400    | 217    | 260    | 3,20        |



## Components

| Number | Description                               |
|--------|---|
| 1A     | closure body with ring                    |
| 1B     | closure body with ring nut                |
| 2      | stainless steel closure ring              |
| 3      | complete stainless steel screen cartridge |
| 4      | complete stainless steel disk cartridge   |
| 5A     | complete polyester cartridge              |
| 5B     | polyester mesh                            |
| 6      | or cover                                  |
| 7A     | stainless steel ring cover                |
| 7B     | ring nut cover                            |

# YHG/YHF

### Applications

Secondary filtration in systems for irrigation, safe filtration. The disk filter allows high efficiency and filtration precision. It can be installed in wells or outdoors thanks to the excellent UV ray resistance.

### Materials

- Body: polypropylene
- Cover: polypropylene
- Closure elements:
  - polyamide ring nut
  - ring in stainless steel AISI 304
- Filtering element:
  - mesh in stainless steel AISI 304 with polypropylene structure;
  - polyester mesh with polypropylene structure
  - polypropylene disks.
- Gaskets: NBR
- Disks support: glass reinforced polyamide.



**YHG**  
with ring nut

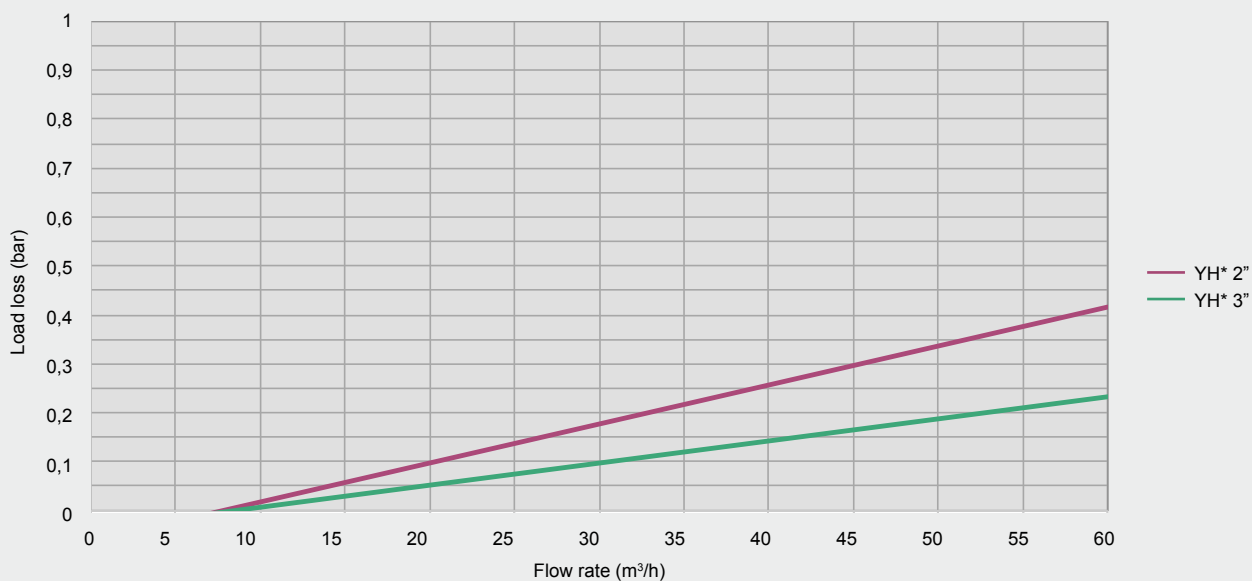


**YHF**  
with S.S. ring

### Characteristics

- Maximum working pressure: 8 bar at 20° .
- Standard filtration grade: 120 mesh  
(filtration available: 50, 80, 120, 150, 200 mesh)
- Standard bypass: male threaded [BSP and NPT].

### Load loss\*



\*Testing for load loss was carried out with clean water.

# YHG/YHF

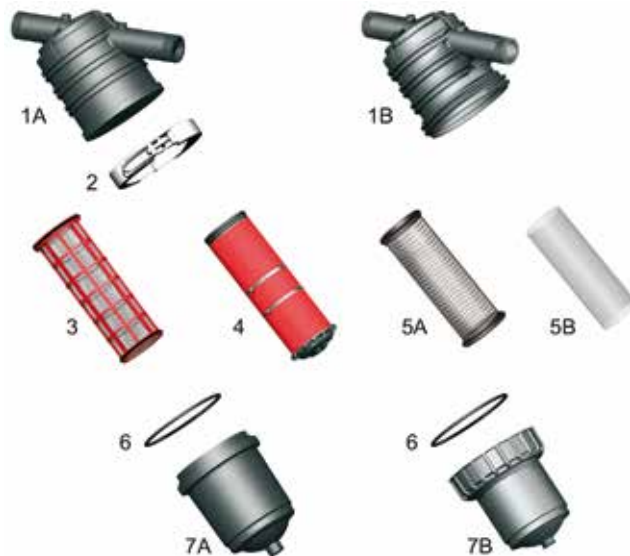
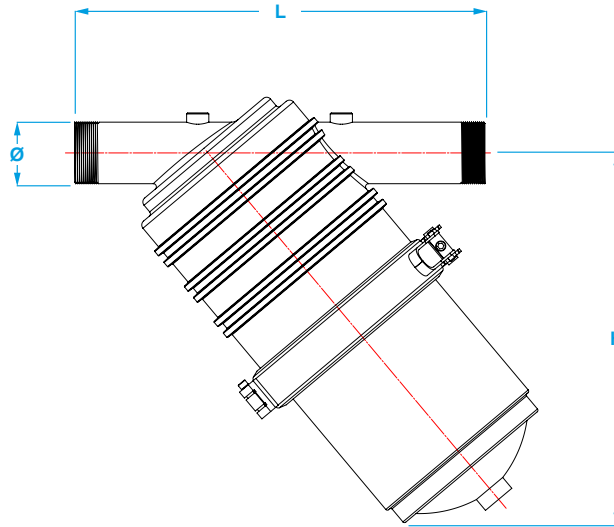
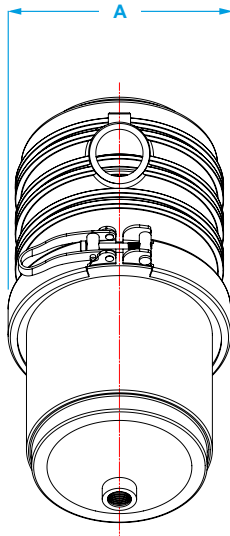
## Technical data

| Couplings | Pricelist ref. | Filtering cartridge | Rec. max. flow rate (m <sup>3</sup> /h) | Filtration area (cm <sup>2</sup> ) |
|-----------|----------------|---------------------|---|------------------------------------|
| 2"        | IFYH#GIL       | s.s.                | 25                                      | 1698                               |
|           | IFYH#GPL       | polyester           |   |                                    |
|           | IFYH#GDL       | disk                |   |                                    |
| 3"        | IFYH#IIL       | s.s.                | 50                                      | 1698                               |
|           | IFYH#IPL       | polyester           |   |                                    |
|           | IFYH#IDL       | disk                |   |                                    |

Replace # with G (ring nut) or F (ring)

## Dimensions

| Ø (inches) | L (mm) | A (mm) | H (mm) | Weight (kg) YHG | Weight (kg) YHF |
|------------|--------|--------|--------|-----------------|-----------------|
| 2"         | 446    | 223    | 370    | 3,90            | 4,10            |
|            |        |        |        | 5,30            | 5,60            |
| 3"         | 446    | 223    | 370    | 4,10            | 4,15            |
|            |        |        |        | 5,60            | 5,90            |



## Components

| Number | Description                               |
|--------|---|
| 1A     | closure body with ring                    |
| 1B     | closure body with ring nut                |
| 2      | stainless steel closure ring              |
| 3      | complete stainless steel screen cartridge |
| 4      | complete stainless steel disk cartridge   |
| 5A     | complete polyester cartridge              |
| 5B     | polyester mesh                            |
| 6      | or cover                                  |
| 7A     | stainless steel ring cover                |
| 7B     | ring nut cover                            |

# HFP

## Applications

HFP hydro-cyclone filter is suitable for the first irrigation of water from wells, rivers and lakes, with a considerable amount of suspended sand and/or solids. The tangential inflow of water generates a whirling motion with a centrifugal movement which enables the separation between water and heavy particles. Due to the difference in density and specific gravity, the water will come out from the top while the heavier sand will precipitate to the center of the whirlpool accumulating in the appropriate recipient. On the bottom of the cone there is a TPU reduction that protects the filters from wear caused by the abrasive action of the sand. The separated sand can be discharged through the ball valve located on the tank.

## Materials

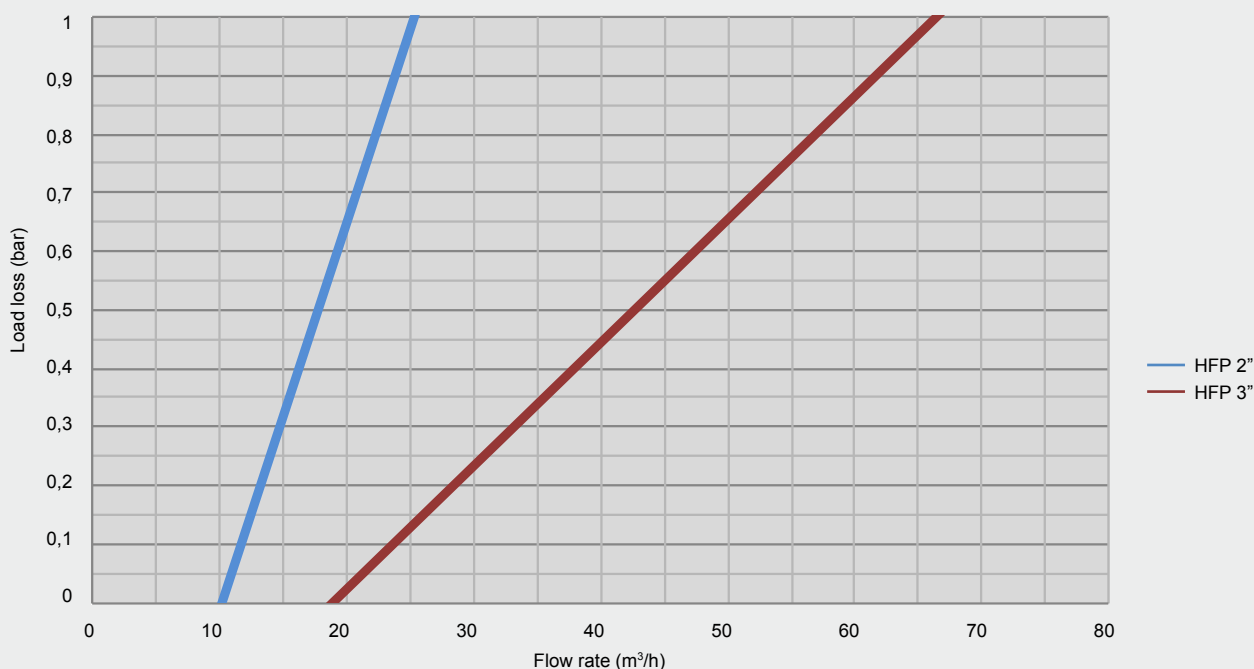
- Body: glass fiber reinforced polyamide
- Tank: glass fiber reinforced polyamide
- Closing element: clamp and bolts in AISI 304 stainless steel
- Gaskets: NBR

## Characteristics

- Maximum working pressure: 6 bar
- Types of connection: threaded
- The filter is supplied with a purge valve



## Load loss\*



\*Testing for load loss was carried out with clean water.

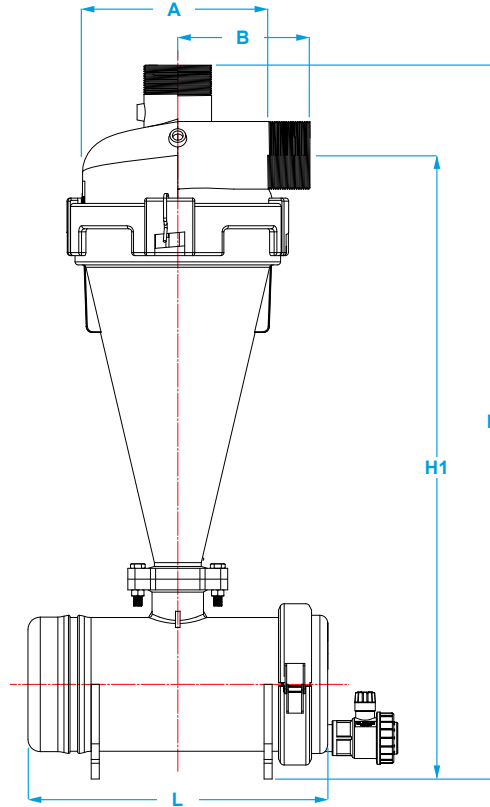
# HFP

## Technical data

| Couplings | Pricelist ref.       | Ø body (mm) | Flow rate (m³/h) | Filtration area (cm²) |
|-----------|----------------------|-------------|------------------|-----------------------|
| 2"        | <b>IFHFPG00M2V0N</b> | 206         | 15-25            | -                     |
| 3"        | <b>IFHFPI00M2V0N</b> | 248         | 35-52            | -                     |

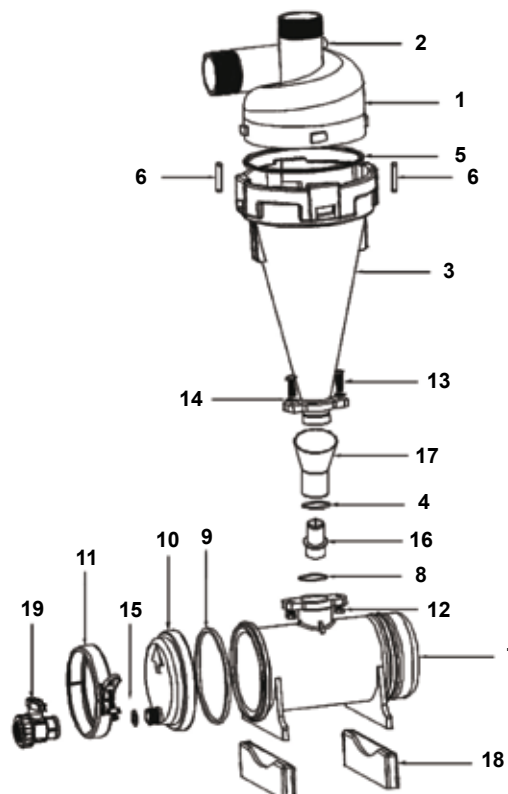
## Dimensions

| ø (inches) | H (mm) | H1 (mm) | A (mm) | B (mm) | L (mm) | Weight (kg) |
|------------|--------|---------|--------|--------|--------|-------------|
| 2          | 940    | 808     | 206    | 151    | 395    | 7,6         |
| 3          | 990    | 868     | 248    | 175    | 482    | 9,6         |



## Components

| Number | Description                       |
|--------|-----------------------------------|
| 1      | body (BSP thread)                 |
| 2      | brass bush                        |
| 3      | cone                              |
| 4      | small o-ring (cone)               |
| 5      | big o-ring (cone)                 |
| 6      | stainless steel pin lock          |
| 7      | tank (8 lt mod.2" - 10 lt mod.3") |
| 8      | o-ring (tank)                     |
| 9      | gasket (tank)                     |
| 10     | tank cover                        |
| 11     | stainless steel clamp             |
| 12     | 10 mm nut                         |
| 13     | bolt (10x50)                      |
| 14     | 10 mm washer                      |
| 15     | rubber washer                     |
| 16     | interchangeable coupling          |
| 17     | cone coupling                     |
| 18     | tank support                      |
| 19     | ball valve                        |



# TAF

## Applications

Secondary filtration, safety filtration. Highly efficient and precise filtration. It is usually installed in series, composed of 2 or more filtering elements.

## Materials

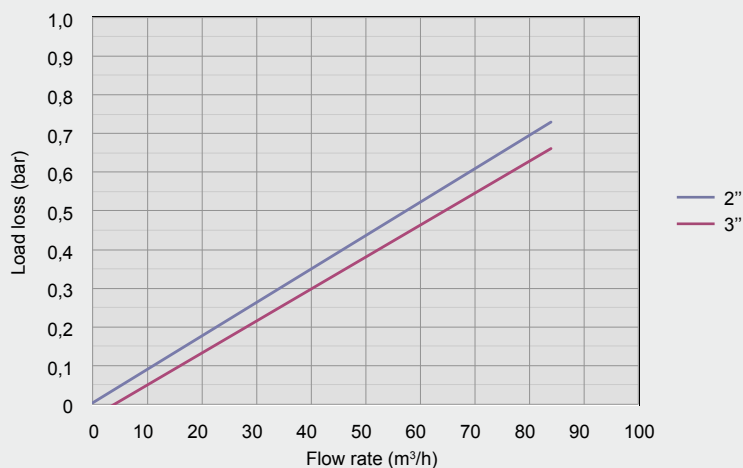
- Body: polyamide reinforced with fibre glass
- Cover: polyamide reinforced with fibre glass
- Closure elements: ring in stainless steel AISI 304
- Filtering element: polypropylene disks.
- Gaskets: NBR

## Characteristics

- Maximum working pressure: 10 bar at 20° .
- Standard filtration grade: 120 mesh (filtration available: 80, 120, 150, 200 mesh).
- Types of connection: threaded, victaulic or flanged.
- Manometer coupling: Ø1/4" female.
- Installation: on line.



## Load loss\*



\*Testing for load loss was carried out with clean water.

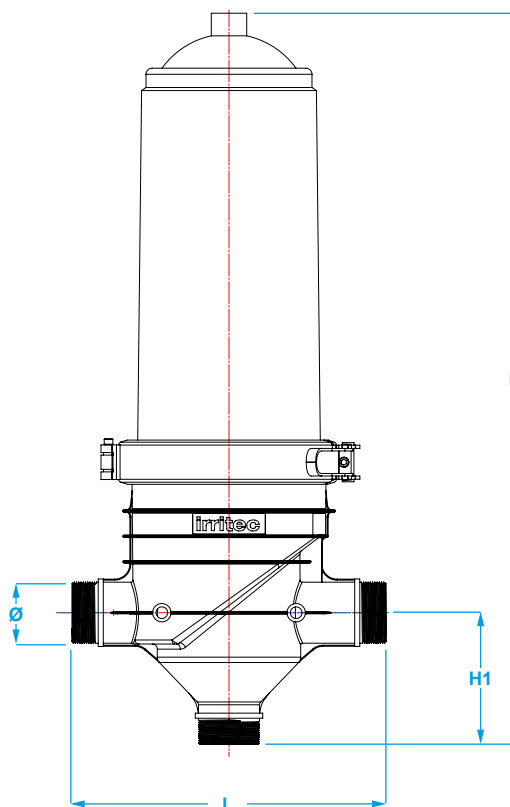
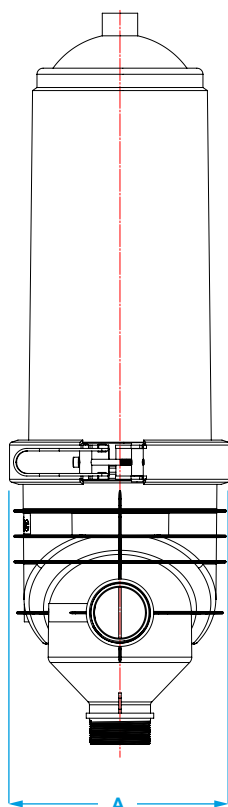
# TAF

## Technical data

| Couplings | Pricelist ref. | Filtering cartridge | Rec. max. flow rate (m³/h) | Filtration area (cm²) |
|-----------|----------------|---------------------|----------------------------|-----------------------|
| 2"        | IFTAFGEL       | automatic           | 24                         | 1400                  |
| 3"        | IFTAFIEL       | automatic           | 32                         | 1400                  |

## Dimensions

| Ø (inches) | L (mm) | A (mm) | H (mm) | H1 (mm) | Weight (kg) |
|------------|--------|--------|--------|---------|-------------|
| 2"         | 327    | 250    | 720    | 140     | 8           |
| 3"         | 327    | 250    | 720    | 140     | 8           |



## Components

| Number | Description                            |
|--------|--|
| 1      | cover                                  |
| 2      | transparent cover*                     |
| 3      | filtering cartridge automatic 80 mesh  |
| 4      | filtering cartridge automatic 120 mesh |
| 5      | filtering cartridge automatic 155 mesh |
| 6      | stainless steel ring                   |
| 7      | cover o-ring                           |
| 8      | filter body                            |



\*only use for demonstration purposes and with pressure not exceeding 4 bar

# DAF

## Applications

Secondary filtration, safety filtration. Highly efficient autonomous and precise filtration. IT is usually installed in series, composed of 2 or more filtering elements Thanks to the excellent UV ray resistance, it can be installed outdoors without any protection.

## Materials

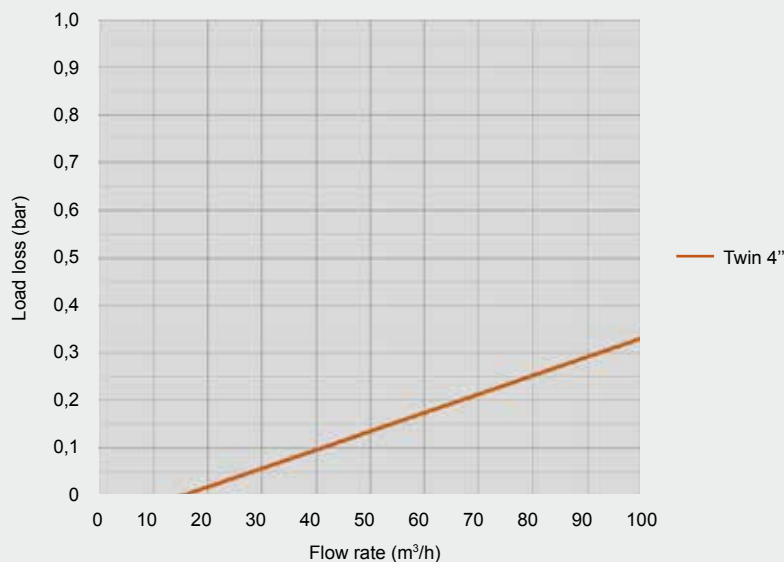
- Body: polyamide reinforced with fibre glass
- Cover: polyamide reinforced with fibre glass
- Closure elements: ring in stainless steel AISI 304
- Filtering element: polypropylene disks.
- Gaskets: NBR
- Disks support: glass reinforced polyamide.



## Characteristics

- Maximum working pressure: 10 bar at 20° .
- Standard filtration grade: 120 mesh (filtration available: 80, 120, 150, 200 mesh).
- Types of connection: threaded, victaulic or flanged.
- Manometer coupling: Ø1/4" female.
- Installation: on line.

## Load loss\*



\*Testing for load loss was carried out with clean water.



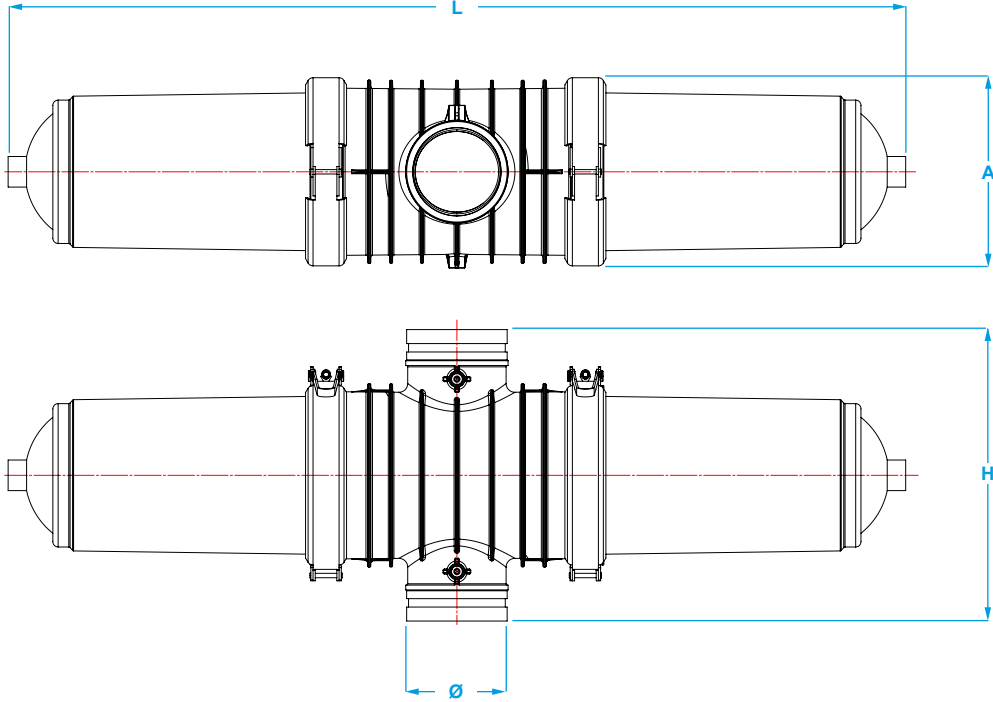
# DAF

## Technical data

| Couplings | Pricelist ref. | Filtering cartridge | Bypasses  | Rec. max. flow rate (m³/h) | Filtration area (cm²) |
|-----------|----------------|---------------------|-----------|----------------------------|-----------------------|
| 4"        | IFDAFLEL       | automatic           | victaulic | 64                         | 2800                  |

## Dimensions

| Ø (inches) | L (mm) | A (mm) | H (mm) | Weight (kg) |
|------------|--------|--------|--------|-------------|
| 4"         | 1240   | 250    | 390    | 14,90       |



## Components

| Number | Description                            |
|--------|--|
| 1      | cover                                  |
| 2      | transparent cover*                     |
| 3      | filtering cartridge automatic 80 mesh  |
| 4      | filtering cartridge automatic 120 mesh |
| 5      | filtering cartridge automatic 155 mesh |
| 6      | stainless steel ring                   |
| 7      | cover o-ring                           |
| 8      | twin filter body                       |



\*only use for demonstration purposes and with pressure not exceeding 4 bar

## RSL 2" SINGLE FILTER

### Applications

The RSL SINGLE FILTER disk filtering station is composed of a Rotodisk, a filter equipped with a particular mechanical and hydraulic system that allows its automatic backwashing. Assembled individually with two, three-way hydraulic valves, an auxiliary disk filter and a controller for automatic management of the wash cycles (timed and pressure differential). The RSL station is mainly used as primary filtration of water particularly weighted with suspended particles, or as secondary filtration downstream of the quartzite filters or sand separators.

### Materials

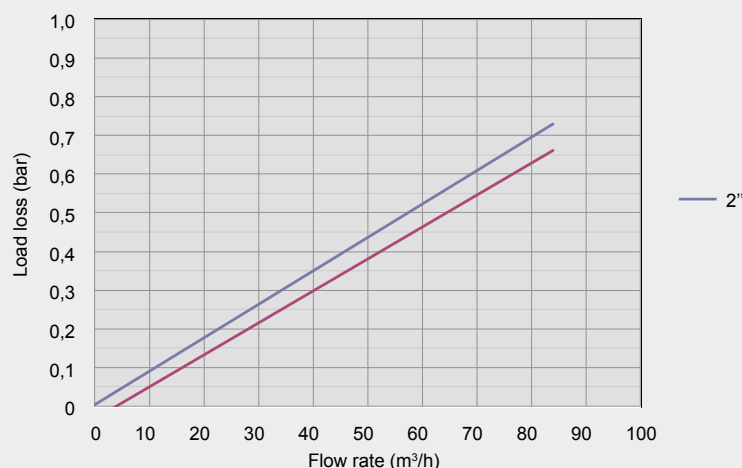
- Filter: polyamide reinforced with fibre glass
- Collectors: HDPE
- Hydraulic valves: plastic or cast iron
- Victaulic fittings: cast iron
- Filtering element: polypropylene disks
- Accessories: polypropylene

### Characteristics

- Maximum working pressure: 10 bar at 20° .
- Standard filtration grade: 120 mesh (filtration available: 80, 120, 150, 200 mesh).
- Threaded bypasses: victaulic (up to 4"), flanged (over 4")
- The filtering station is supplied with air discharge valves, fittings for backwash water discharge and an automation kit
- Resists acids and fertilisers commonly used in agriculture.



### Load loss\*



\*Testing for load loss was carried out with clean water.

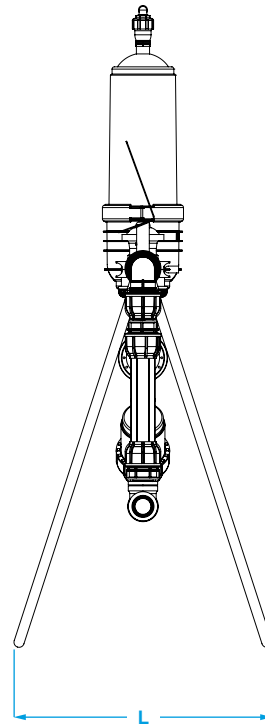
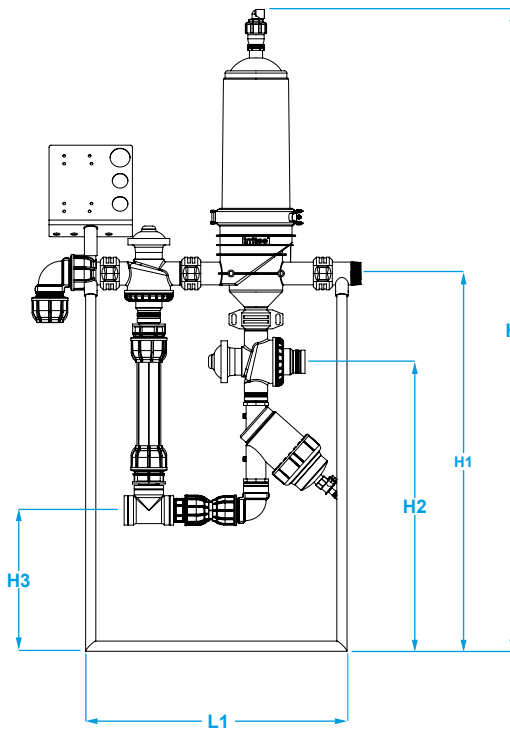
# RSL 2" SINGLE FILTER

## Technical data

| No. filters | Pricelist ref. | Rec. max. flow rate (m <sup>3</sup> /h) | Ø collector | Bypasses | Collector          | Discharge |
|-------------|----------------|---|-------------|----------|--------------------|-----------|
| 1           | IFRSL201GBGUL  | 24                                      | 2"          | threaded | epoxy paint. steel | 2" - 63mm |

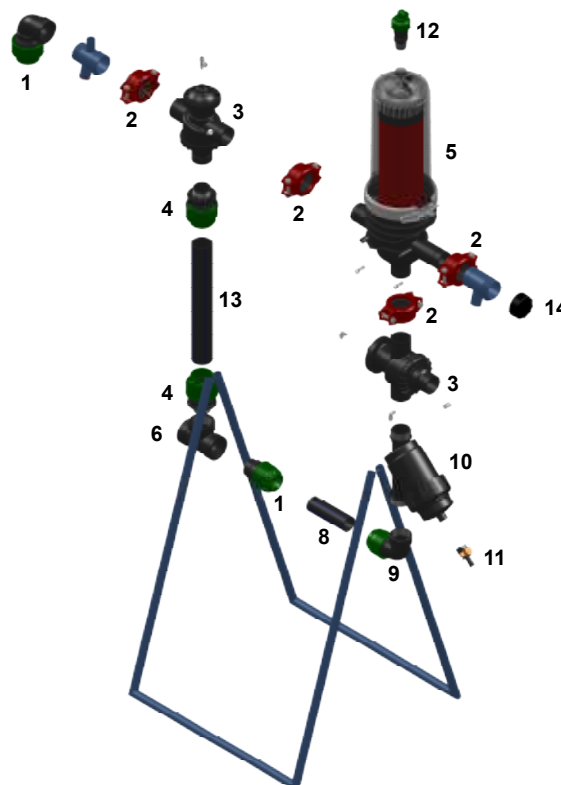
## Dimensions

| Ø (inches - DN) | L (mm) | L1 (mm) | H (mm) | H1 (mm) | H2 (mm) | H3 (mm) |
|-----------------|--------|---------|--------|---------|---------|---------|
| 2"              | 660    | 690     | 1700   | 100     | 770     | 350     |



## Components

| Number | Description                  |
|--------|------------------------------|
| 1      | female elbow ø 63x2"         |
| 2      | victaulic fitting 2"         |
| 3      | hydraulic valve 90° 2" 3-way |
| 4      | male fitting ø 63x2"         |
| 5      | TAF filter 2"                |
| 6      | Tee 2" threaded              |
| 7      | male fitting ø 50x2"         |
| 8      | HDPE pipe PN10 ø 50          |
| 9      | female elbow ø 50x2"         |
| 10     | YFV filter 2" dischi         |
| 11     | 3/4" discharge valve         |
| 12     | air release valve            |
| 13     | HDPE pipe PN10 ø 63          |
| 14     | sleeve 2"                    |



# RSL

## Applications

The RSL disk filter station is composed of two or more Rotodisk filters, a filter equipped with a particular mechanical and hydraulic system that allows its automatic backwashing. Adequately assembled in series with use of hydraulic valves and a controller, they allow continuity of the irrigation cycle, reduced water waste and reduced maintenance necessary on the station. The RSL station is mainly used as primary filtration of water particularly weighted with suspended particles, or as secondary filtration downstream of the quartzite filters or sand separators.

## Materials

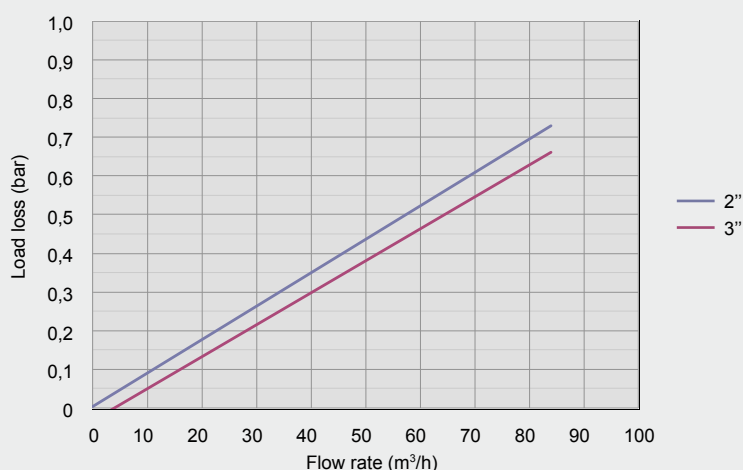
- Filter: polyamide reinforced with fibre glass
  - Collectors: HDPE
  - Hydraulic valves: plastic or cast iron
  - Victaulic fittings: cast iron
- Filtering element: polypropylene disks

## Characteristics

- Maximum working pressure: 10 bar at 20° .
- Standard filtration grade: 120 mesh (filtration available: 80, 120, 150, 200 mesh).
- Bypasses: victaulic (up to 4”), flanged (over 4”)
- The filtering station is supplied with air discharge valves, fittings for backwash water discharge and an automation kit
- Resists acids and fertilisers commonly used in agriculture.



## Load loss of single filtering element\*



\*Testing for load loss was carried out with clean water.

# RSL

## Technical data 2"

| No. filters | Pricelist ref. | Rec. max. flow rate (m <sup>3</sup> /h) | Ø collector | Bypasses  | Collector | Discharge |
|-------------|----------------|---|-------------|-----------|-----------|-----------|
| 2           | IFRSL202IVPEL  | 48                                      | 3" - 90mm   | victaulic | HDPE      | 2" - 63mm |
| 2           | IFRSL202LVPEL  | 48                                      | 4" - 110mm  | victaulic | HDPE      | 2" - 63mm |
| 3           | IFRSL203LVPEL  | 72                                      | 4" - 110mm  | victaulic | HDPE      | 2" - 63mm |
| 4           | IFRSL204LVPEL  | 96                                      | 4" - 110mm  | victaulic | HDPE      | 2" - 63mm |
| 5           | IFRSL205PFPEL  | 120                                     | 6" - 160mm  | flangiato | HDPE      | 2" - 63mm |
| 6           | IFRSL206PFPEL  | 144                                     | 6" - 160mm  | flangiato | HDPE      | 2" - 63mm |

## Dimensions 2"

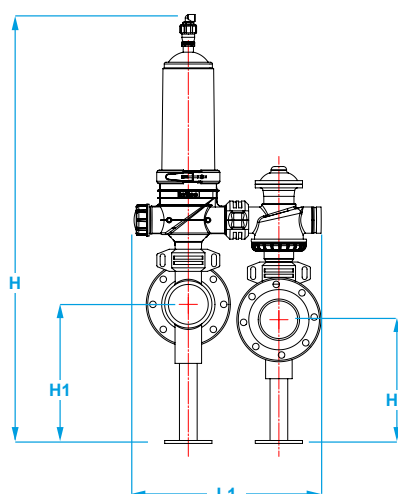
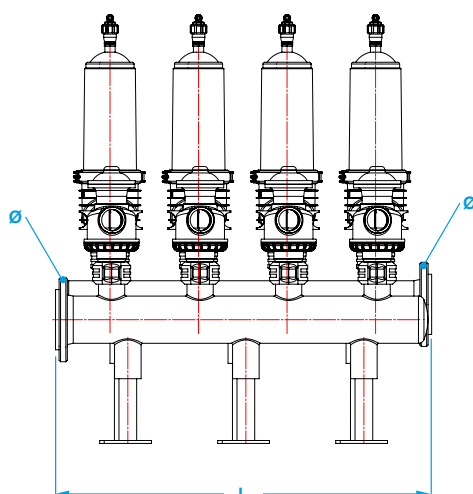
| Ø (inches - DN) | L (mm) | L1 (mm) | H (mm) | H1 (mm) | H2 (mm) |
|-----------------|--------|---------|--------|---------|---------|
| 3"              | 630    | 720     | 1180   | 280     | 270     |
| 4"              | 845    | 720     | 1180   | 280     | 270     |
| 4"              | 845    | 720     | 1190   | 290     | 280     |
| 4"              | 1120   | 720     | 1190   | 290     | 280     |
| DN150           | 1520   | 720     | 1220   | 310     | 300     |
| DN150           | 1790   | 720     | 1220   | 310     | 300     |

## Technical data 3"

| No. filters | Pricelist ref. | Rec. max. flow rate (m <sup>3</sup> /h) | Ø collector | Bypasses  | Collector | Discharge |
|-------------|----------------|---|-------------|-----------|-----------|-----------|
| 2           | IFRSL302LVPEL  | 64                                      | 4" - 110mm  | victaulic | HDPE      | 3" - 90mm |
| 3           | IFRSL303LVPEL  | 96                                      | 6" - 160mm  | flangiato | HDPE      | 3" - 90mm |
| 4           | IFRSL304PFPEL  | 128                                     | 6" - 160mm  | flangiato | HDPE      | 3" - 90mm |
| 5           | IFRSL305RFPEL  | 160                                     | 8" - 200mm  | flangiato | HDPE      | 3" - 90mm |
| 6           | IFRSL306RFPEL  | 192                                     | 8" - 200mm  | flangiato | HDPE      | 3" - 90mm |

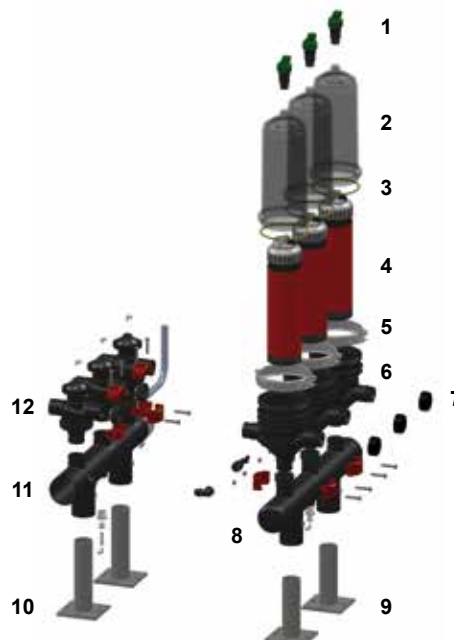
## Dimensions 3"

| Ø (inches - DN) | L (mm) | L1 (mm) | H (mm) | H1 (mm) | H2 (mm) |
|-----------------|--------|---------|--------|---------|---------|
| 4"              | 650    | 720     | 1180   | 280     | 230     |
| 4"              | 960    | 720     | 1180   | 280     | 230     |
| DN150           | 1270   | 720     | 1210   | 310     | 260     |
| DN200           | 1580   | 720     | 1290   | 380     | 330     |
| DN200           | 1890   | 720     | 1290   | 380     | 330     |



## Components

| Number | Description                   |
|--------|-------------------------------|
| 1      | air release valve             |
| 2      | filter cover                  |
| 3      | cover o-ring                  |
| 4      | filtering cartridge automatic |
| 5      | stainless steel ring          |
| 6      | filter body                   |
| 7      | sleeve                        |
| 8      | outlet collector              |
| 9      | outlet collector foot         |
| 10     | inlet collector foot          |
| 11     | inlet collector               |
| 12     | hydraulic valve 90° 3-way     |



## RSP 3"

### Applications


The RSP disk filter station is composed of two parallel rows of multiple Rotodisk filters, a filter equipped with a particular mechanical and hydraulic system that allows its automatic backwashing. Adequately assembled in series with use of hydraulic valves and a controller, they allow continuity of the irrigation cycle, reduced water waste and reduced maintenance necessary on the station. The RSL station is mainly used as primary filtration of water particularly weighted with suspended particles, or as secondary filtration downstream of the quartzite filters or sand separators. The station is designed to be transportable.

### Materials

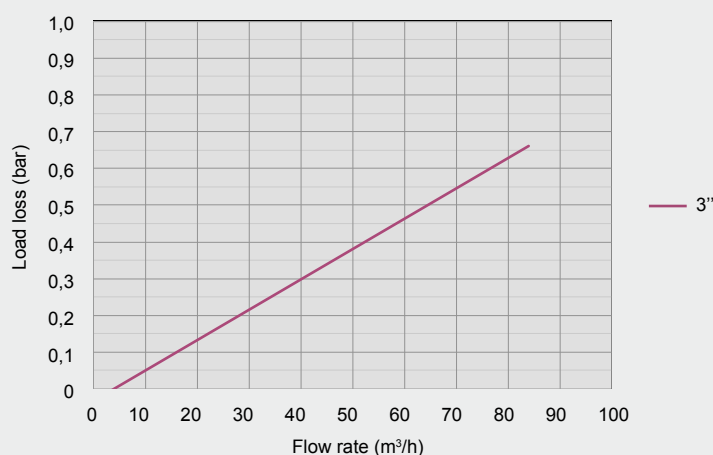
- Filter: polyamide reinforced with fibre glass
- Collectors: painted carbon steel
- Hydraulic valves: cast iron
- Victaulic fittings: cast iron
- Filtering element: polypropylene disks

### Characteristics

- Maximum working pressure: 10 bar at 20° .
- Standard filtration grade: 120 mesh (filtration available: 80, 120, 150, 200 mesh).
- Flanged standard bypass.
- The filtering station is supplied with air discharge valves, fittings for backwash water discharge and an automation kit
- Resists acids and fertilisers commonly used in agriculture.



### Load loss of single filtering element\*



\*Testing for load loss was carried out with clean water.

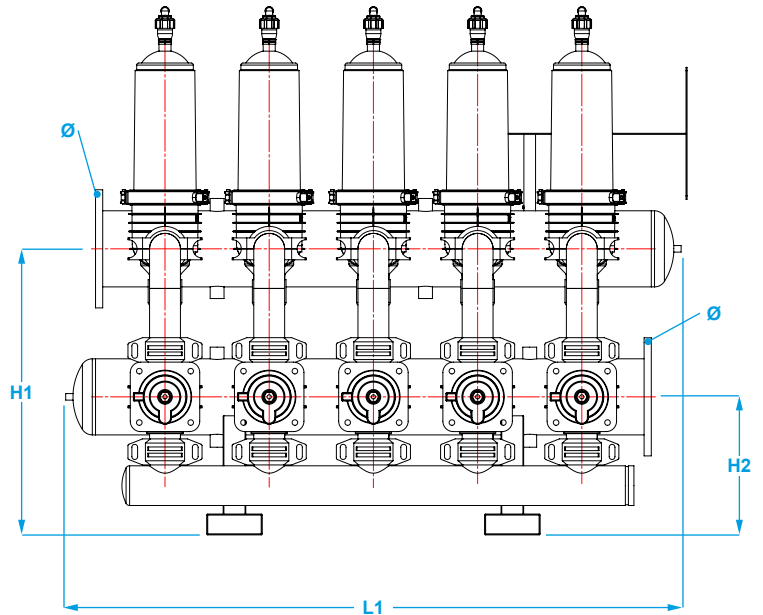
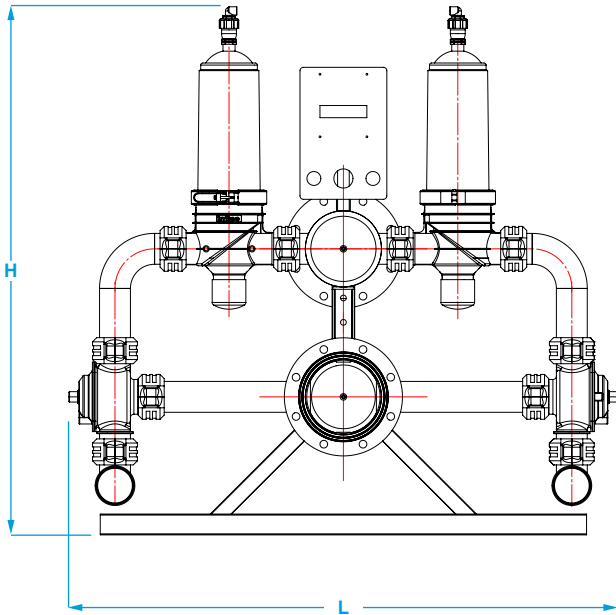
# RSP 3''

## Technical data

| No. filters | Pricelist ref. | Rec. max. flow rate (m <sup>3</sup> /h) | Ø collector | Bypasses | Collector          | Discharge |
|-------------|----------------|---|-------------|----------|--------------------|-----------|
| 10          | IFRSP310RFGRL  | 320                                     | 8" - 200mm  | flanged  | epoxy paint. steel | 3" - 90mm |
| 12          | IFRSP312TFGRL  | 384                                     | 10" - 250mm | flanged  | epoxy paint. steel | 3" - 90mm |
| 14          | IFRSP314TFGRL  | 448                                     | 10" - 250mm | flanged  | epoxy paint. steel | 3" - 90mm |

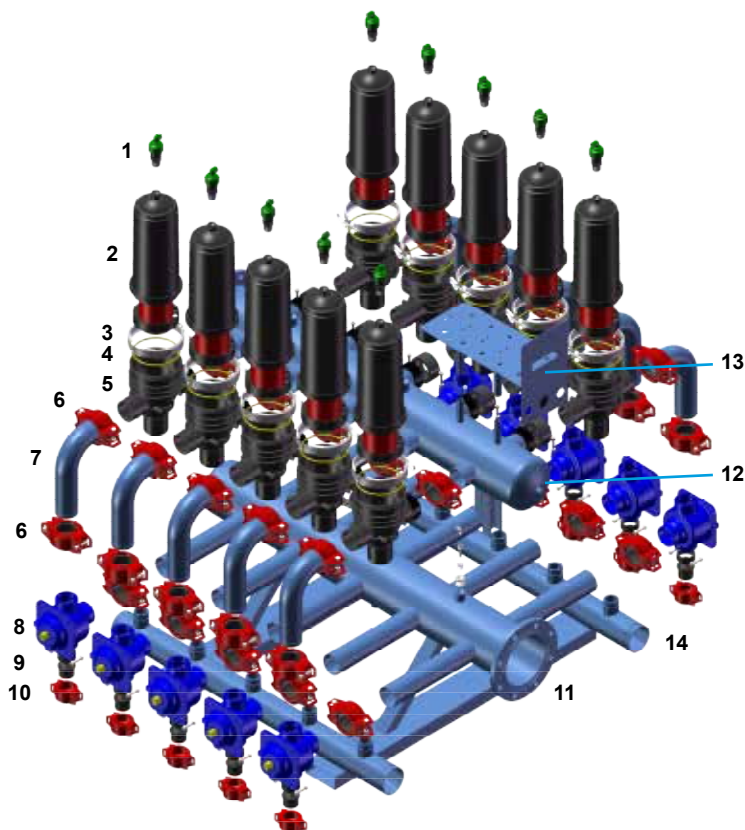
## Dimensions

| Ø (inches - DN) | L (mm) | L1 (mm) | H (mm) | H1 (mm) | H2 (mm) |
|-----------------|--------|---------|--------|---------|---------|
| DN200           | 1580   | 1770    | 1420   | 820     | 400     |
| DN250           | 1640   | 2070    | 1420   | 870     | 430     |
| DN250           | 1640   | 2370    | 1420   | 870     | 430     |



## Components

| Number | Description                  |
|--------|------------------------------|
| 1      | air release valve            |
| 2      | filter cover                 |
| 3      | metal ring                   |
| 4      | cover o-ring                 |
| 5      | filter body                  |
| 6      | victaulic fitting 3"         |
| 7      | metal elbow 3"               |
| 8      | 3-way valve 90°              |
| 9      | threaded - victaulic adaptor |
| 10     | victaulic fitting 2"         |
| 11     | station structure            |
| 12     | outlet collector             |
| 13     | automation bracket           |
| 14     | discharge collector          |



## RDL 4"

### Applications

The RDL disk filter station is composed of two or more Rotodisk filters with double heads, a filter equipped with a particular mechanical and hydraulic system that allows its automatic backwashing. Adequately assembled in series with use of hydraulic valves and a controller, they allow continuity of the irrigation cycle, reduced water waste and reduced maintenance necessary on the station. The RDL station is mainly used as primary filtration of water particularly weighted with suspended particles, or as secondary filtration downstream of the quartzite filters or sand separators. The characteristic of the Rotodisk filter with twin head allows the RDL station to have a high grade of filtration autonomy, thanks to the larger filtration surface guaranteed by the DAF filter. The station is designed to be transportable.

### Materials

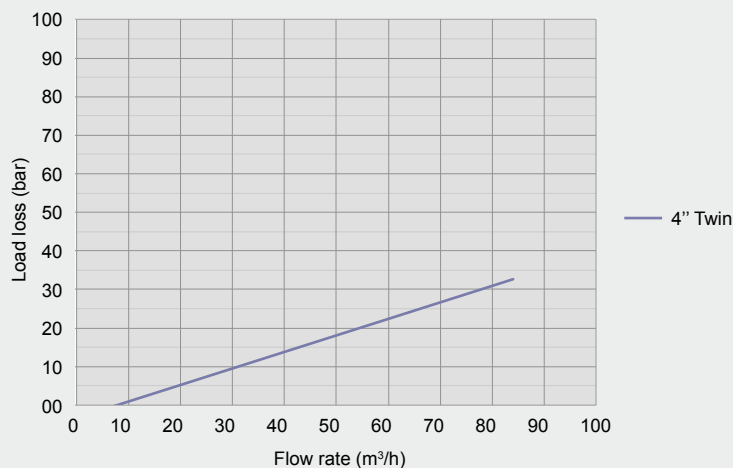
- Filter: polyamide reinforced with fibre glass
- Collectors: HDPE or painted carbon steel
- Hydraulic valves: plastic
- Victaulic fittings: cast iron
- Filtering element: polypropylene disks

### Characteristics

- Maximum working pressure: 10 bar at 20° .
- Standard filtration grade: 120 mesh  
(filtration available: 30, 80, 120, 150, 200 mesh).
- Bypasses: flanged
- The filtering station is supplied with air discharge valves, fittings for backwash water discharge and an automation kit
- Resists acids and fertilisers commonly used in agriculture.



### Load loss of single filtering element\*



\*Testing for load loss was carried out with clean water.



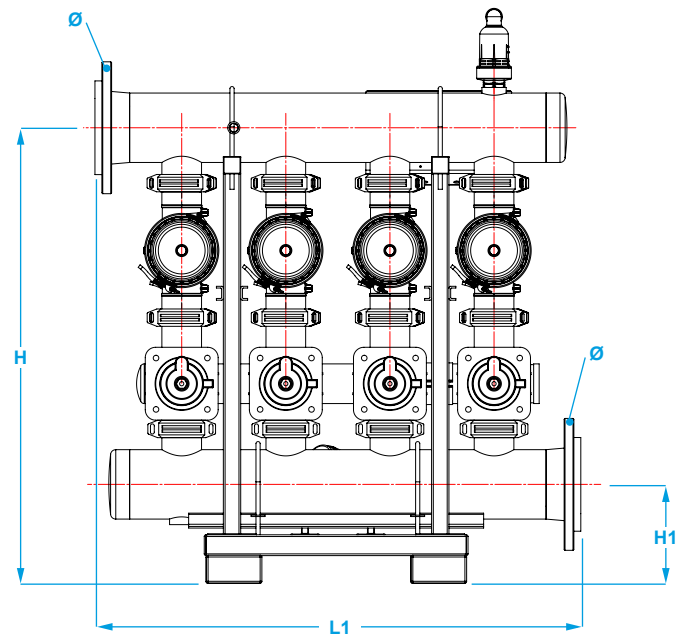
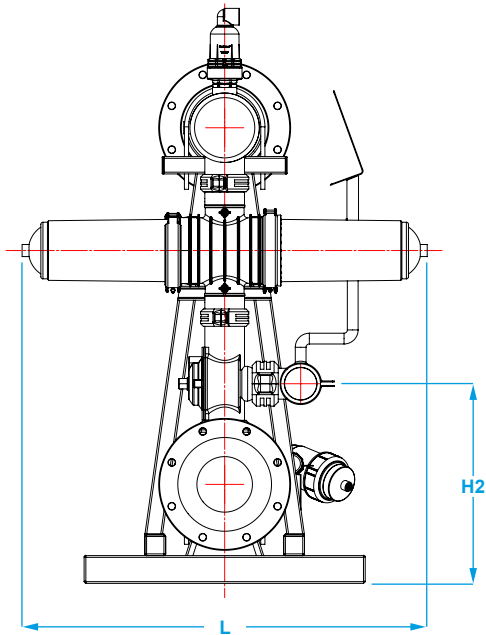
# RDL 4"

## Characteristics

| No. filters | Ref. listino  | Rec. max. flow rate (m³/h) | Ø collector | Bypasses | Collector | Discharge |
|-------------|---------------|----------------------------|-------------|----------|-----------|-----------|
| 3           | IFRDL403RFPEL | 192                        | 8" - 200mm  | flanged  | HDPE      | 3" - 90mm |
| 4           | IFRDL404RFPEL | 256                        | 8" - 200mm  | flanged  | HDPE      | 3" - 90mm |
| 5           | IFRDL405TFPEL | 320                        | 10" - 250mm | flanged  | HDPE      | 3" - 90mm |
| 6           | IFRDL406TFPEL | 384                        | 10" - 250mm | flanged  | HDPE      | 3" - 90mm |
| 7           | IFRDL407TFPEL | 448                        | 10" - 250mm | flanged  | HDPE      | 3" - 90mm |
| 8           | IFRDL408VFPEL | 512                        | 12" - 315mm | flanged  | HDPE      | 3" - 90mm |
| 9           | IFRDL409VFPEL | 576                        | 12" - 315mm | flanged  | HDPE      | 3" - 90mm |
| 10          | IFRDL410VFPEL | 640                        | 12" - 315mm | flanged  | HDPE      | 3" - 90mm |

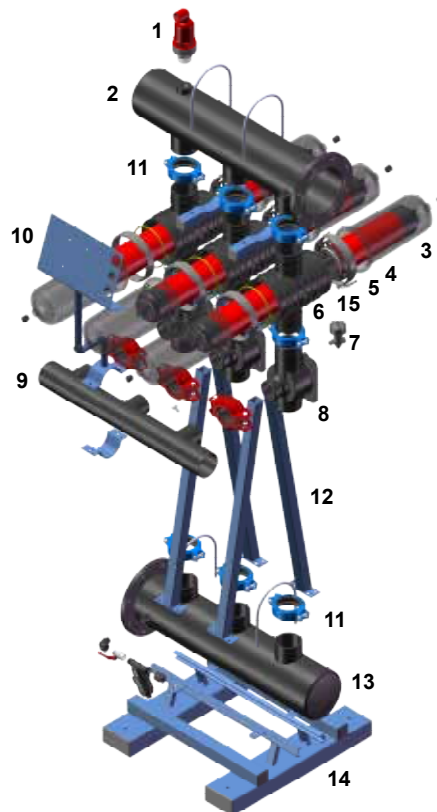
## Dimensions

| Ø (inches - DN) | L (mm) | L1 (mm) | H (mm) | H1 (mm) | H2 (mm) |
|-----------------|--------|---------|--------|---------|---------|
| DN200           | 1240   | 1120    | ----   | ----    | ----    |
| DN200           | 1240   | 1420    | ----   | ----    | ----    |
| DN250           | 1240   | 1720    | ----   | ----    | ----    |
| DN250           | 1240   | 2020    | ----   | ----    | ----    |
| DN250           | 1240   | 2320    | ----   | ----    | ----    |
| DN300           | 1240   | 2620    | ----   | ----    | ----    |
| DN300           | 1240   | 2920    | ----   | ----    | ----    |
| DN300           | 1240   | 3220    | ----   | ----    | ----    |



## Components

| N° | Description          |
|----|----------------------|
| 1  | air release valve    |
| 2  | outlet collector     |
| 3  | filter cover         |
| 4  | filtering cartridge  |
| 5  | metal ring           |
| 6  | filter body          |
| 7  | hydraulic relay      |
| 8  | 3-way valve 4"       |
| 9  | discharge collector  |
| 10 | automation bracket   |
| 11 | victaulic fitting 4" |
| 12 | support structure    |
| 13 | inlet collector      |
| 14 | station base         |
| 15 | cover o-ring         |





IRRITEC® metal filters are constructed using state-of-the-art machinery and materials; high-precision welding, cutting and piercing guarantee reliability. The welders assigned to manufacture metal filters are all highly qualified and licensed according to UNI EN ISO 9606-1:2013. The protection obtained through polyester powders also makes the filter durable, resistant to adverse atmospheric agents and consequential and inevitable wear. The internal filtration materials are also calibrated or manufactured following scrupulous production or pressing procedures. Suitable for any type of water, IRRITEC® metal filters can be completely automatised and guarantee professional filtration for high quality irrigation systems.

#### Screen filters: ESV - EPV - EPV 90°

Screen filters are used in general filtering of water with small and medium size inorganic particles in suspension. The screens, mounted on stainless steel in the ESV model and in a PVC cartridge in the EPV and EPV 90°, are constructed to the highest quality standards and give the product exceptional filtering properties. Filtration grades available: 75, 120 and 155 mesh.



#### Disc filters: EDV - EDV 90°

Disc filters are used in general filtering of water with small and medium size inorganic particles in suspension. The strong structure of the filtering cartridge inside, consisting of a parcel of stacked disks, minimises the risks of damage caused by overpressure or possible water hammer. It can be used both in agriculture and industry. Filtration grades available: 75, 120 and 155 mesh.



#### Self-cleaning screen filter: EAV - EBV

Self-cleaning screen filters are particularly suitable for the filtration of water with small and moderate quantities of sand in suspension. Inside the cartridge (PVC case with stainless steel mesh) is an adjustable pierced plate which causes the water passing through to spiral. This whirling action prevents the build-up of impurities on the internal wall of the cartridge. In the EBV version the filter is fitted with a manually operated rotating brush, which removes the particles accumulated on the internal wall of the filter cartridge. Filtration grades available: 75, 120 and 155 mesh.



#### Quartzite sand filter: EUV - EHV - ECV - ERV - ER3V - EQ3V

The quartzite sand filter is particularly suitable for filtering water containing large quantities of organic substances: algae, mud and slimy organic particles. They are recommended for water from rivers, lakes or dams. Specially designed spreader nozzles are wisely distributed and located inside a horizontal plate to prevent the quartzite becoming compacted, and thus minimising pressure loss across the entire system. The quartzite sand filter can be installed singularly (in the single EUV and EHV version or the double-chamber ERV and ER3V versions, EQ3V four-chamber version), or as a series of two or more filters. In both cases backwashing can be manual or automatic.



#### Hydro-cyclone sand separator: EIV

The hydro-cyclone filter is used for irrigation water taken from wells, rivers and lakes, containing considerable quantities of sand in suspension. The tangential entry of water generates a whirling motion with a centrifugal movement which enables the separation of water and heavy particles. Their different density and specific weight cause the water to exit from the upper outlet while the heavier sand falls into the centre of the conical structure, to be caught in the container below. On the bottom of the cone there is a reduction that protects the filters from wear caused by the abrasive action of the sand. The reduction is easily replaceable during routine maintenance operations. These filters can be supplied with an optional accumulator tank which allows the separated sand to be compacted and discharged through a manual/electric valve at regular intervals.



# EPV

## Applications

The EPV screen filter is used for general filtering of water with small and medium sized suspended inorganic particles.

## Materials

- Body: in sanded metal treated with phosphate zinc and followed by an electrostatic application of a layer of polyester paint, minimum thickness 160 micron, with a protective and anti-corrosion function.
- Filtering element: perforated PVC tube and mesh in stainless steel AISI 304.
- Gaskets: EPDM

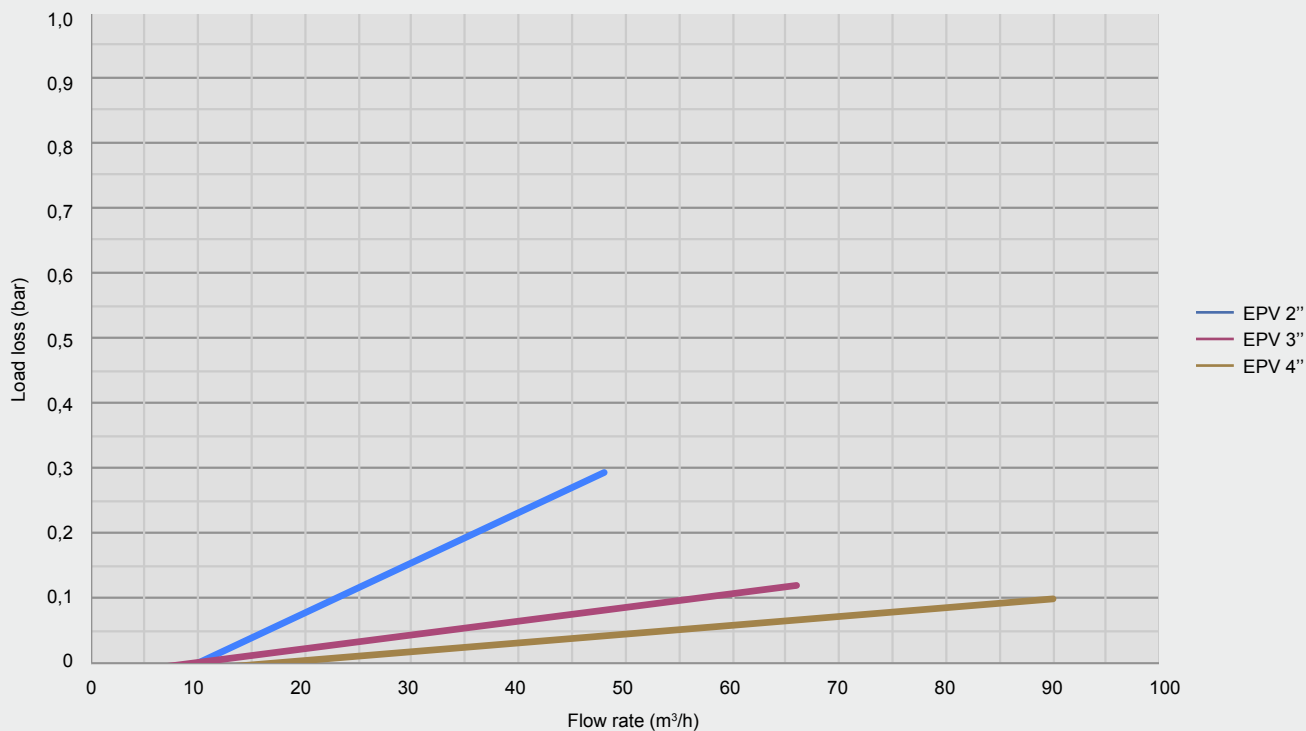
## Characteristics

- Maximum working pressure: 8 bar
- Standard filtration grade: 120 mesh (filtration available: 80, 120, 150 mesh)
- Types of connection: threaded, flanged, victaulic
- The filter is supplied with a discharge valve



Filtering element

## Load loss\*



\*Testing for load loss was carried out with clean water.

# EPV

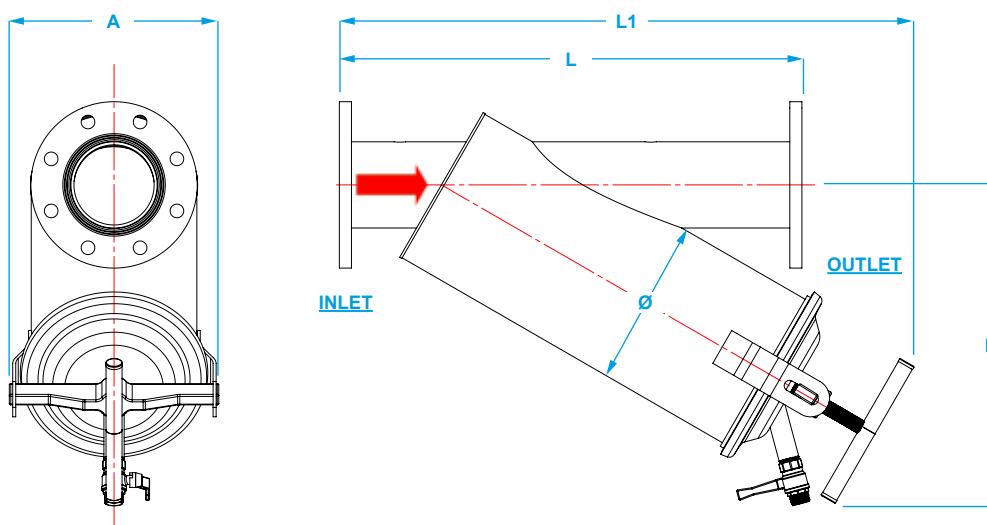
## Technical data

| Bypasses | Pricelist ref. | Ø body (mm) | Flow rate (m³/h) | Filtration area (cm²) |
|----------|----------------|-------------|------------------|-----------------------|
| 2"       | IFEPV20H12     | 168,30      | 15 - 30          | 1055                  |
| 3"       | IFEPV30H12     | 168,30      | 25 - 40          | 1625                  |
| 3"       | IFEPV30F12     | 168,30      | 25 - 40          | 1625                  |
| 4"       | IFEPV40H12     | 219,10      | 40 - 80          | 2318                  |
| 4"       | IFEPV40F12     | 219,10      | 40 - 80          | 2318                  |
| 5"       | IFEPV50F12     | 219,10      | 80 - 110         | 3014                  |
| 6"       | IFEPV60F12     | 273,00      | 110 - 150        | 4929                  |
| 8"       | IFEPV80F12     | 219,10*     | 150 - 300        | 6028                  |

## Dimensions

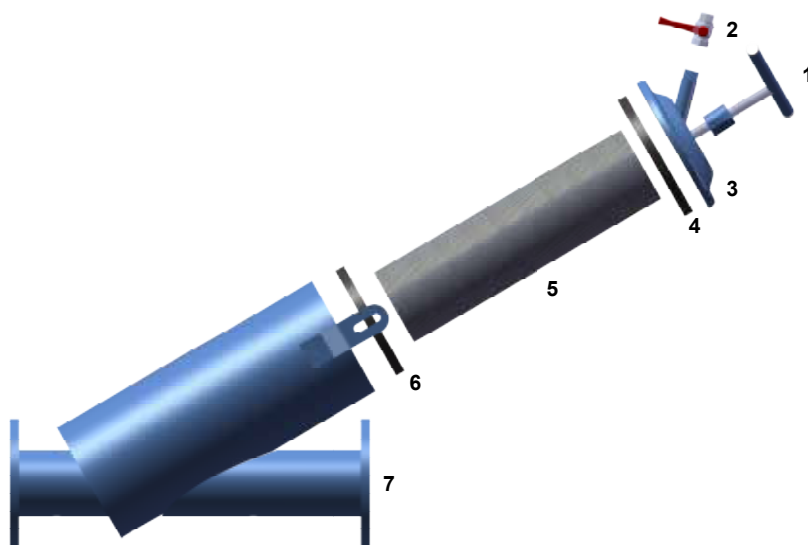
| L (mm) | L1 (mm) | A (mm) | H (mm) | H1 (mm) | Ø (inches) | Ø1 (mm) | Weight (kg) |      |
|--------|---------|--------|--------|---------|------------|---------|-------------|------|
|        |         |        |        |         |            |         | H - W       | F    |
| 450    | 530     | 275    | 325    | ----    | ----       | ----    | ----        | ---- |
| 660    | 710     | 275    | 355    | ----    | ----       | ----    | ----        | ---- |
| 660    | 710     | 275    | 335    | ----    | ----       | ----    | ----        | ---- |
| 780    | 810     | 275    | 400    | ----    | ----       | ----    | ----        | ---- |
| 720    | 780     | 275    | 400    | ----    | ----       | ----    | ----        | ---- |
| 720    | 930     | 275    | 550    | ----    | ----       | ----    | ----        | ---- |
| 950    | 1050    | 320    | 600    | ----    | ----       | ----    | ----        | ---- |
| 1350   | ----    | 275    | 800    | ----    | ----       | ----    | ----        | ---- |

Connection type: **H** female threaded; **F** flanged; **W** victaulic  
 \*Y filter body



## Components

| Number | Description         |
|--------|---------------------|
| 1      | t-handle            |
| 2      | discharge valve     |
| 3      | cover               |
| 4      | cover gasket        |
| 5      | filtering cartridge |
| 6      | internal gasket     |
| 7      | filter body         |



# EPV 90

## Applications

The EPV screen filter is used for general filtering of water with small and medium sized suspended inorganic particles.

## Materials

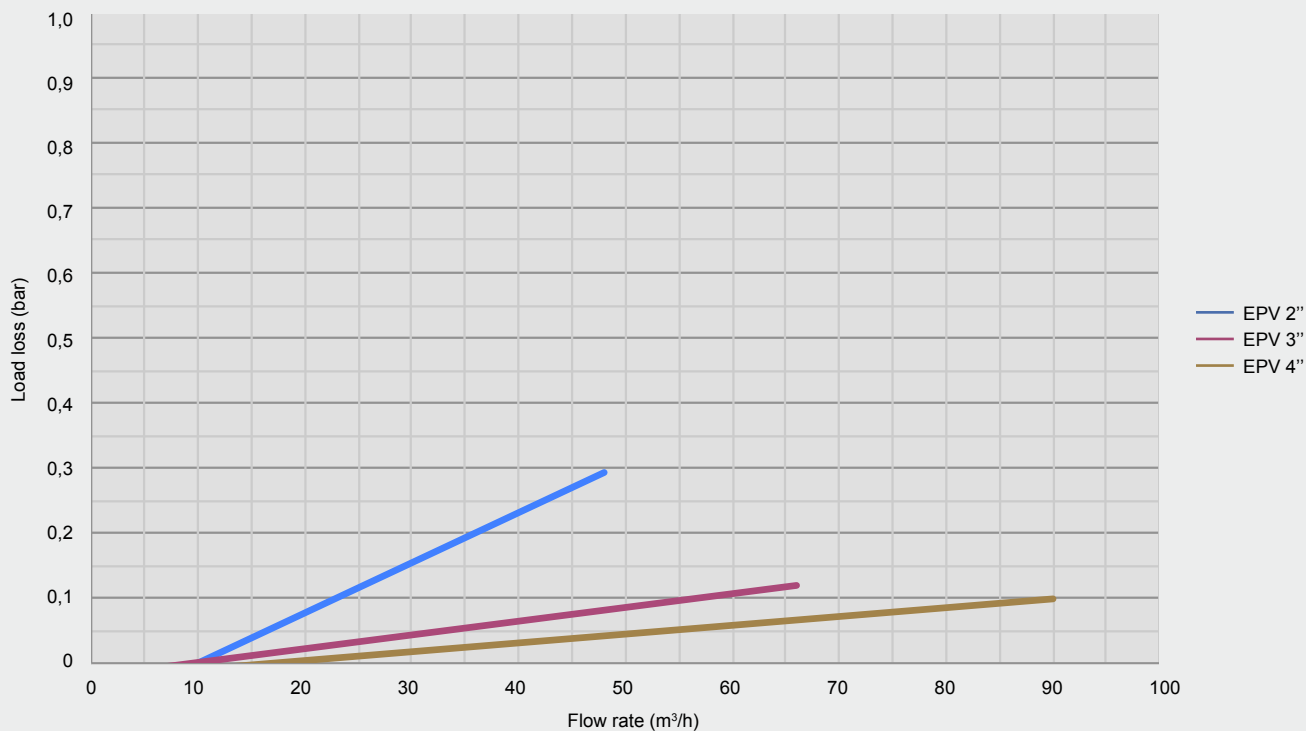
- Body: in sanded metal treated with phosphate zinc and followed by an electrostatic application of a layer of polyester paint, minimum thickness 160 micron, with a protective and anti-corrosion function.
- Filtering element: perforated PVC tube and mesh in stainless steel AISI 304.
- Gaskets: EPDM

## Characteristics

- Maximum working pressure: 8 bar
- Standard filtration grade: 120 mesh (filtration available: 80, 120, 150 mesh)
- Types of connection: threaded, flanged, victaulic
- The filter is supplied with a discharge valve



## Load loss\*



\*Testing for load loss was carried out with clean water.

# EPV 90

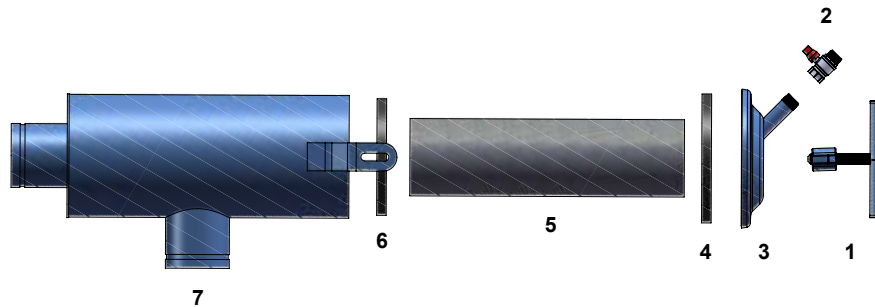
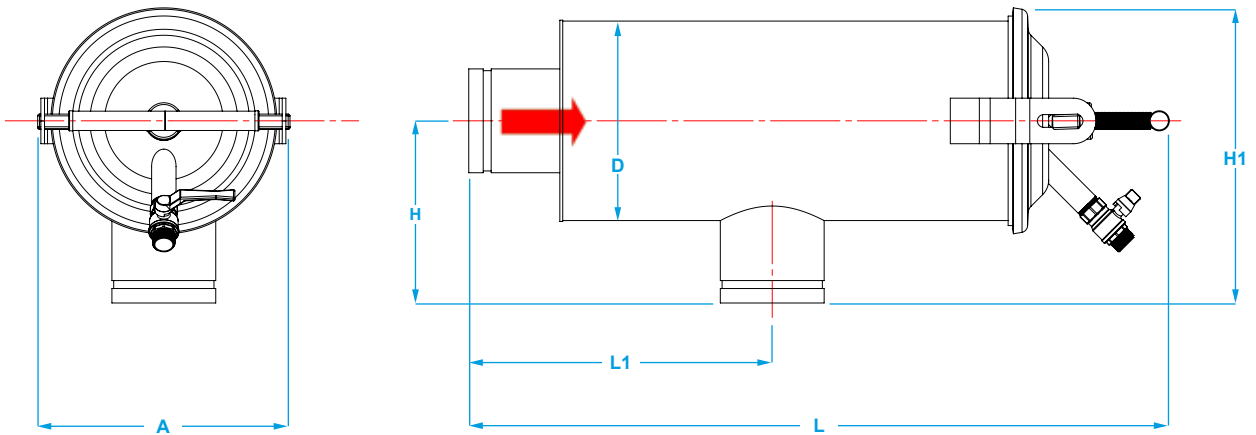
## Technical data

| Bypasses | Pricelist ref.       | Ø body (mm) | Flow rate (m³/h) | Filtration area (cm²) |
|----------|----------------------|-------------|------------------|-----------------------|
| 2"       | IFEPV9020 <b>H12</b> | 168,30      | 15 - 30          | 1055                  |
| 3"       | IFEPV9030 <b>H12</b> | 168,30      | 25 - 40          | 1625                  |
| 4"       | IFEPV9040 <b>H12</b> | 219,10      | 40 - 80          | 3014                  |
| 6"       | IFEPV9060 <b>F12</b> | 273,00      | 110 - 150        | 4929                  |

Connection type: **H** female threaded; **F** flanged; **W** victaulic

## Dimensions

| L (mm) | L1 (mm) | A (mm) | H (mm) | H1 (mm) | Ø (inches) | Ø1 (mm) | Weight (kg) |      |
|--------|---------|--------|--------|---------|------------|---------|-------------|------|
|        |         |        |        |         |            |         | H - W       | F    |
| 500    | 240     | 275    | 175    | 270     | ----       | ----    | ----        | ---- |
| 640    | 300     | 275    | 200    | 290     | ----       | ----    | ----        | ---- |
| 750    | 360     | 275    | 225    | 350     | ----       | ----    | ----        | ---- |
| 1050   | 450     | 320    | 280    | 420     | ----       | ----    | ----        | ---- |



## Components

| Number | Description         |
|--------|---------------------|
| 1      | t-handle            |
| 2      | discharge valve     |
| 3      | cover               |
| 4      | cover gasket        |
| 5      | filtering cartridge |
| 6      | internal gasket     |
| 7      | filter body         |

# EDV

## Applications

The EDV disk filter is used for filtering of water with small and medium sized suspended inorganic particles. The strong structure of the filtering cartridge inside, consisting of a parcel of stacked disks, minimises the risks of damage caused by overpressure or possible water hammer. It can be used both in agriculture and industry.

## Materials

- Body: in sanded metal treated with phosphate zinc and followed by an electrostatic application of a layer of polyester paint, minimum thickness 160 micron, with a protective and anti-corrosion function.
- Filtering element: polypropylene disks.
- Gaskets: EPDM.

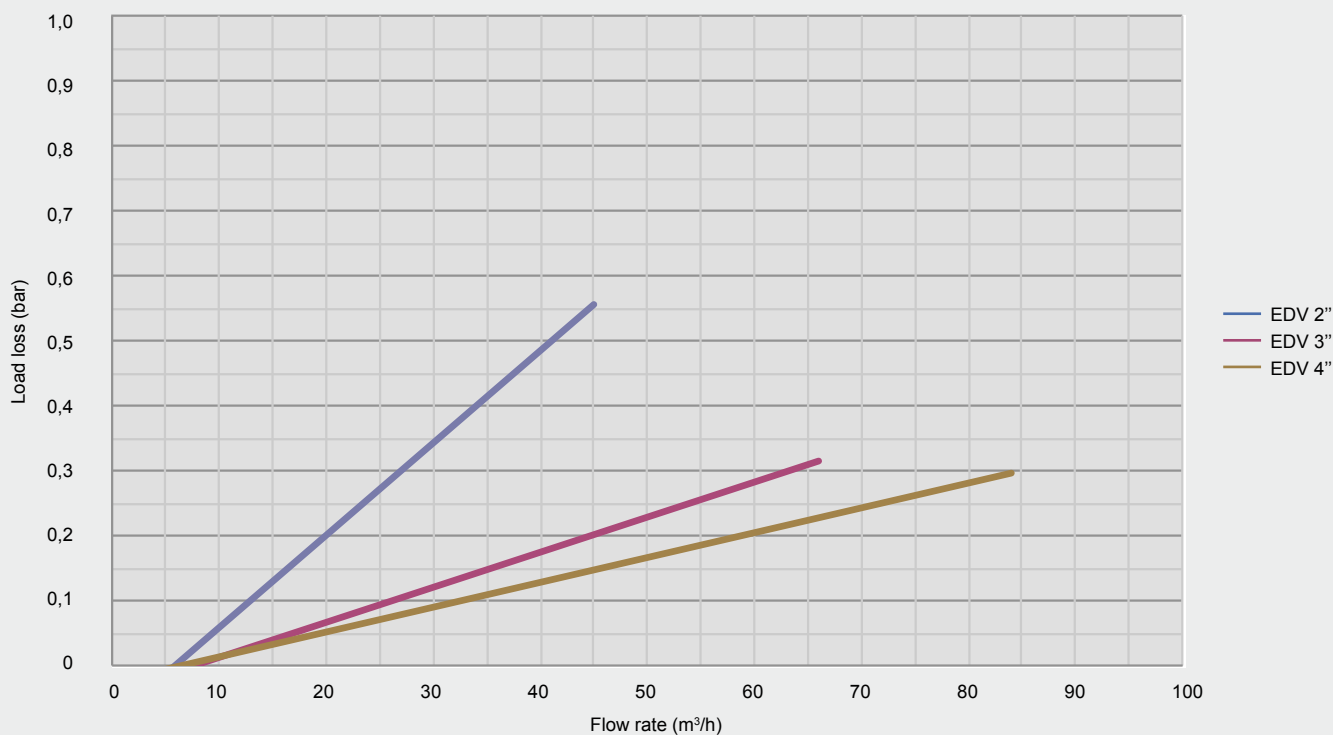
## Characteristics

- Maximum working pressure: 8 bar
- Standard filtration grade: 120 mesh (filtration available: 80, 120, 150 mesh)
- Types of connection: threaded, flanged, victaulic
- The filter is supplied with a discharge valve



Filtering element

## Load loss\*



\*Testing for load loss was carried out with clean water.



# EDV

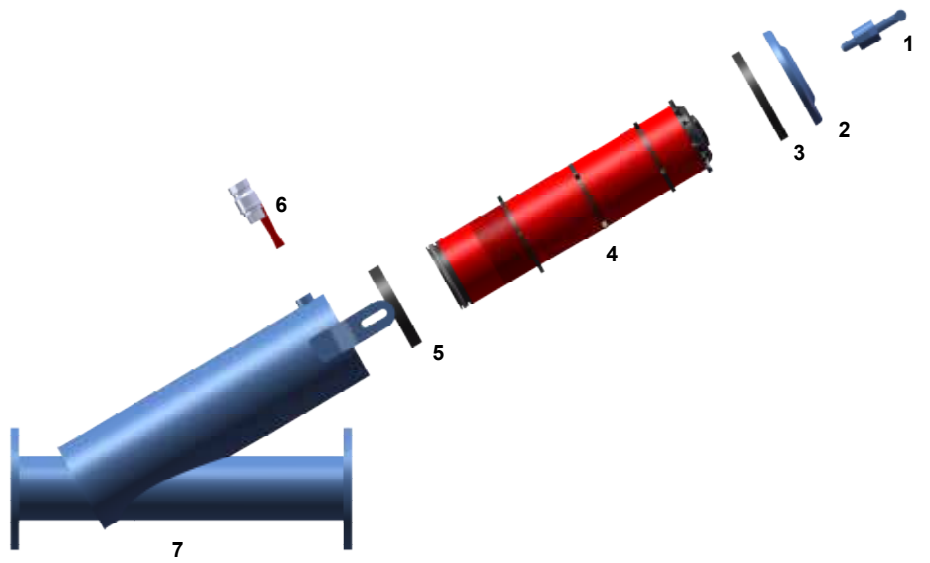
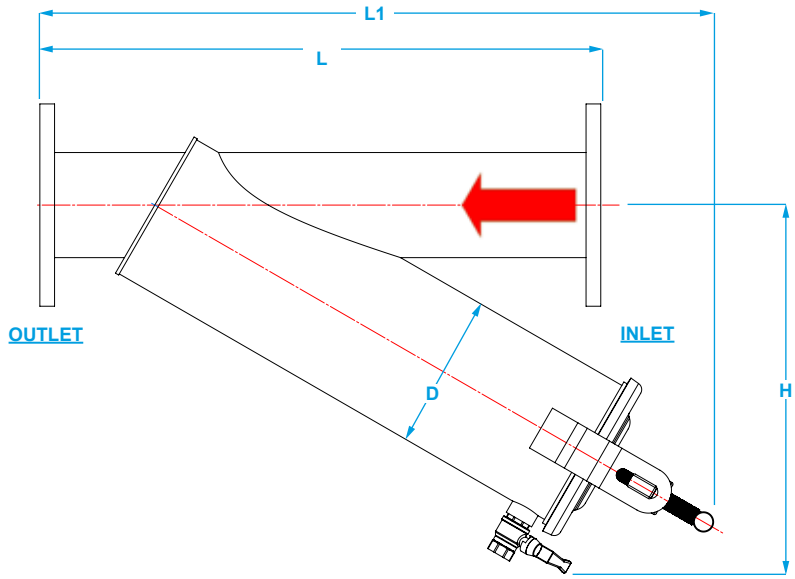
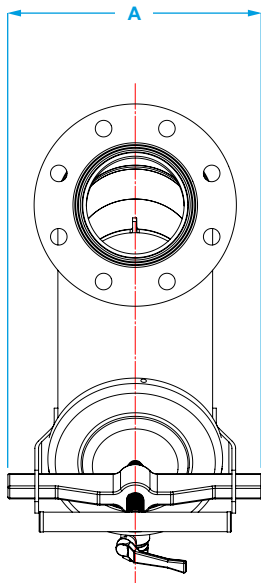
## Technical data

| Bypasses | Pricelist ref. | Ø corpo (mm) | Flow rate (m³/h) | Filtration area (cm²) |
|----------|----------------|--------------|------------------|-----------------------|
| 2"       | IFEDV20H12     | 168,30       | 15 - 30          | 1196                  |
| 3"       | IFEDV30H12     | 168,30       | 25 - 40          | 1402                  |
| 3"       | IFEDV30F12     | 168,30       | 25 - 40          | 1402                  |
| 4"       | IFEDV40H12     | 219,10       | 40 - 80          | 1868                  |
| 4"       | IFEDV40F12     | 219,10       | 40 - 80          | 1868                  |

Connection type: **H** female threaded; **F** flanged; **W** victaulic

## Dimensions

| L (mm) | L1 (mm) | A (mm) | H (mm) | H1 (mm) | Ø (inches) | Ø1 (mm) | Weight (kg) |      |
|--------|---------|--------|--------|---------|------------|---------|-------------|------|
|        |         |        |        |         |            |         | H - W       | F    |
| 450    | 550     | 275    | 335    | ----    | ----       | ----    | 14          | ---- |
| 660    | 740     | 275    | 345    | ----    | ----       | ----    | 20          | 27   |
| 690    | 690     | 275    | 345    | ----    | ----       | ----    | 20          | 27   |
| 780    | 820     | 275    | 390    | ----    | ----       | ----    | 25          | 34   |
| 770    | 770     | 275    | 390    | ----    | ----       | ----    | 25          | 34   |



## Components

| Number | Description                |
|--------|----------------------------|
| 1      | t-handle                   |
| 2      | cover                      |
| 3      | cover gasket               |
| 4      | filtering cartridge dischi |
| 5      | internal gasket            |
| 6      | discharge valve            |
| 7      | filter body                |

## EDV 90

### Applications

The EDV disk filter is used for filtering of water with small and medium sized suspended inorganic particles. The strong structure of the filtering cartridge inside, consisting of a parcel of stacked disks, minimises the risks of damage caused by overpressure or possible water hammer. It can be used both in agriculture and industry.

### Materials

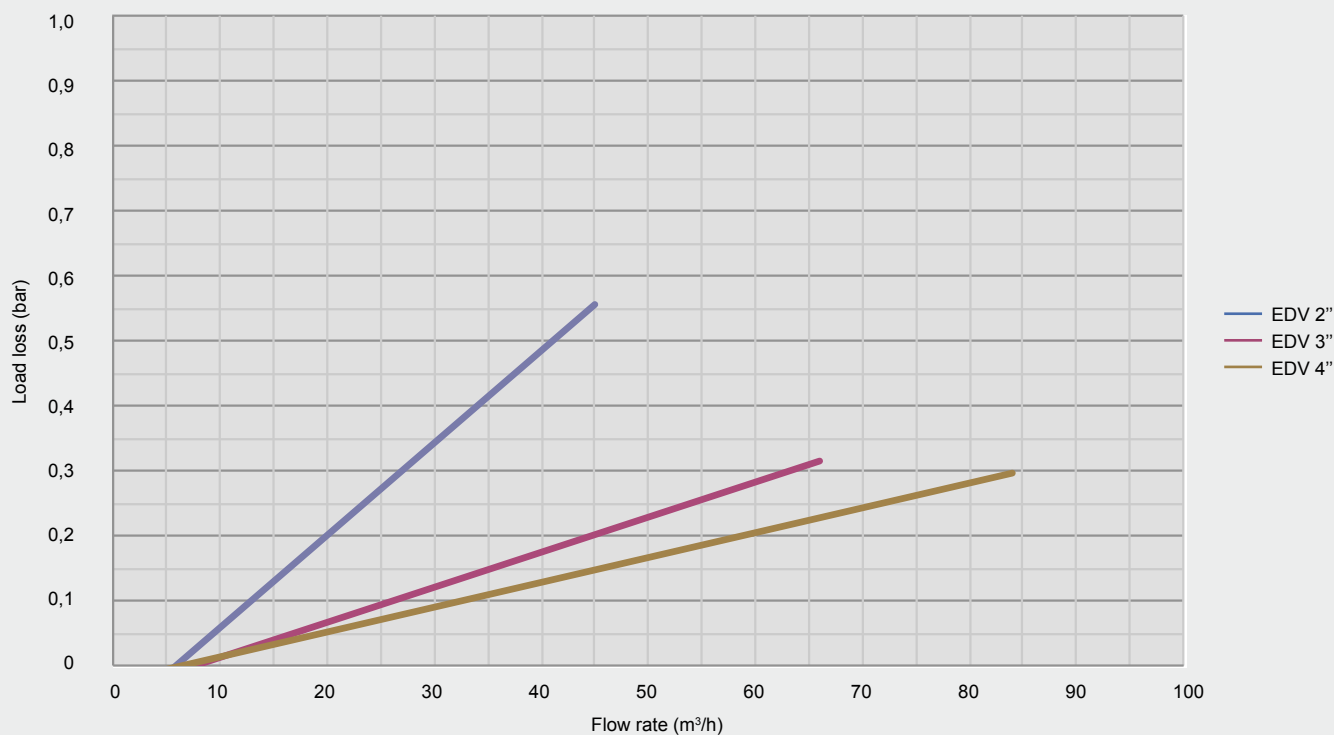
- Body: in sanded metal treated with phosphate zinc and followed by an electrostatic application of a layer of polyester paint, minimum thickness 160 micron, with a protective and anti-corrosion function.
- Filtering element: polypropylene disks.
- Gaskets: EPDM.

### Characteristics

- Maximum working pressure: 8 bar
- Standard filtration grade: 120 mesh (filtration available: 80, 120, 150 mesh)
- Types of connection: threaded, flanged, victaulic
- The filter is supplied with a discharge valve



### Load loss\*



\*Testing for load loss was carried out with clean water.

# EDV 90

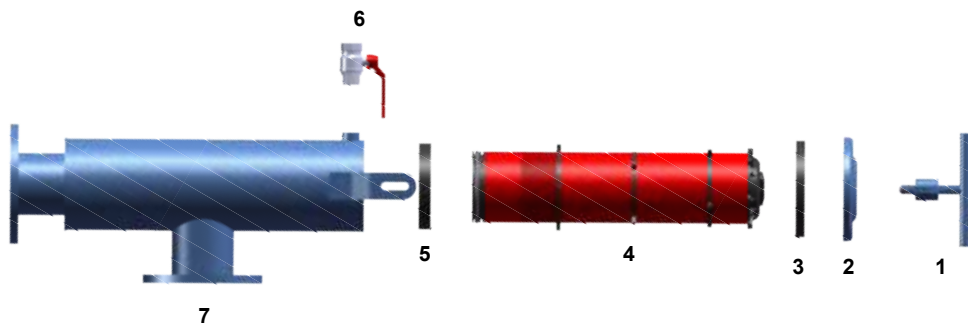
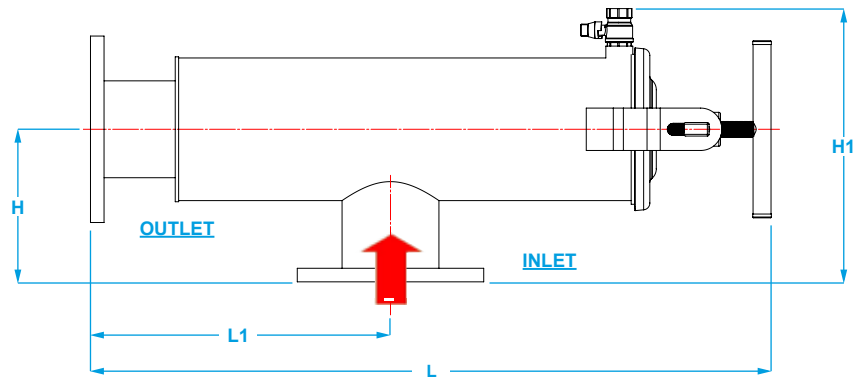
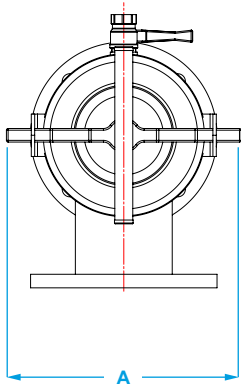
## Technical data

| Bypasses | Pricelist ref. | Ø body (mm) | Flow rate (m³/h) | Filtration area (cm²) |
|----------|----------------|-------------|------------------|-----------------------|
| 2"       | IFEDV9020H12   | 168,30      | 15 - 30          | 1196                  |
| 3"       | IFEDV9030H12   | 168,30      | 25 - 40          | 1402                  |
| 4"       | IFEDV9040H12   | 219,10      | 40 - 80          | 1868                  |

Connection type: **H** female threaded; **F** flanged; **W** victaulic

## Dimensions

| L (mm) | L1 (mm) | A (mm) | H (mm) | H1 (mm) | Ø (inches) | Ø1 (mm) | Weight (kg) |      |
|--------|---------|--------|--------|---------|------------|---------|-------------|------|
|        |         |        |        |         |            |         | H - W       | F    |
| 525    | 240     | 275    | 175    | 270     | ----       | ----    | 14          | ---- |
| 650    | 300     | 275    | 200    | 290     | ----       | ----    | 20          | ---- |
| 760    | 370     | 275    | 210    | 300     | ----       | ----    | 25          | ---- |



## Components

| Number | Description                |
|--------|----------------------------|
| 1      | t-handle                   |
| 2      | cover                      |
| 3      | cover gasket               |
| 4      | filtering cartridge dischi |
| 5      | internal gasket            |
| 6      | discharge valve            |
| 7      | filter body                |

# EBV

## Applications

Self-cleaning screen filters with EBV brushes, particularly suitable for the filtration of water with small and medium suspended quantities of sand. Inside the cartridge, there is a punched plate. When water flows through it, it creates a vortical flow whose turbulent action avoids the accumulation of impurities on the filtering cartridge. For faster cleaning, the filter is also equipped with an internal brush positioned on the cover which allows cleaning of the filtering cartridge without having to dismantle the filter.

## Materials

- Body: in sanded metal treated with phosphate zinc and followed by an electrostatic application of a layer of polyester paint, minimum thickness 160 micron, with a protective and anti-corrosion function.
- Filtering element: perforated PVC tube and mesh in stainless steel AISI 304.
- Gaskets: EPDM
- Punched plate: in EPDM and for DN150 in PVC

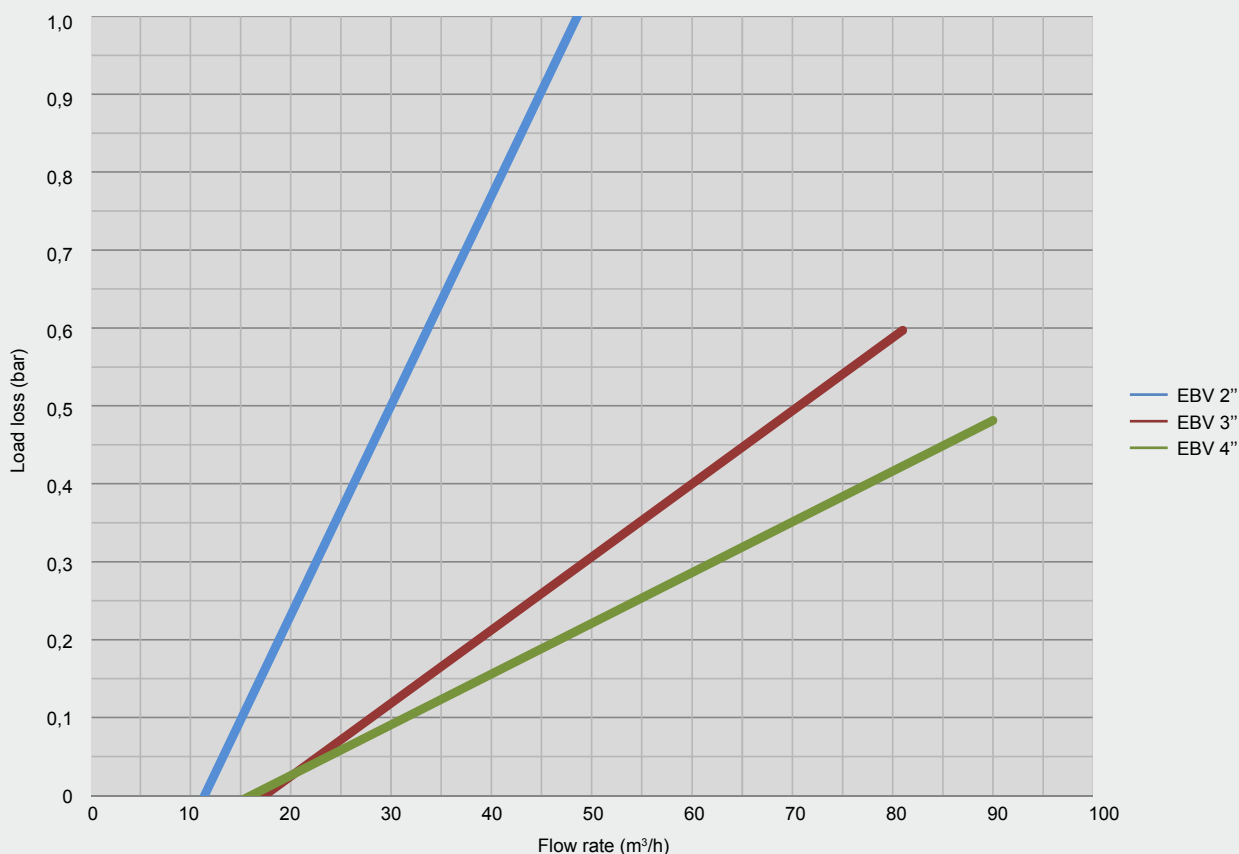
## Characteristics

- Maximum working pressure: 8 bar
- Standard filtration grade: 120 mesh (filtration available: 80, 120, 150 mesh)
- Types of connection: threaded, flanged, victaulic
- The filter is supplied with a discharge valve



Filtering element

## Load loss\*



# EBV

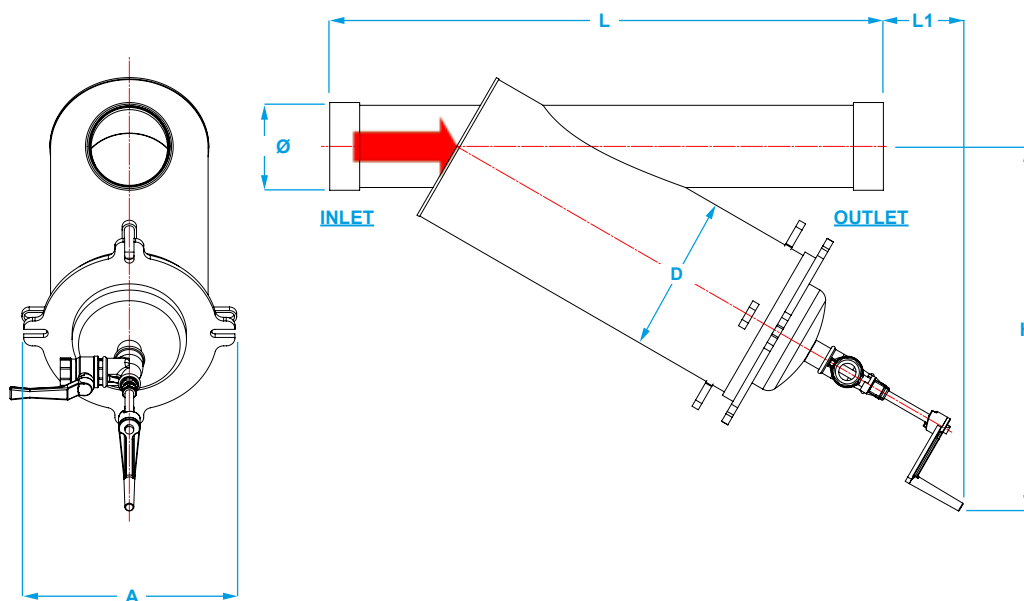
## Technical data

| Bypasses | Pricelist ref. | Ø body (mm) | Flow rate (m³/h) | Filtration area (cm²) |
|----------|----------------|-------------|------------------|-----------------------|
| 2"       | IFEBV20H12     | 168,30      | 11 - 31          | 1333                  |
| 3"       | IFEBV30H12     | 168,30      | 12 - 40          | 2000                  |
| 3"       | IFEBV30F12     | 168,30      | 12 - 40          | 2000                  |
| 4"       | IFEBV40H12     | 219,10      | 20 - 70          | 2667                  |
| 4"       | IFEBV40F12     | 219,10      | 20 - 70          | 2667                  |
| 5"       | IFEBV50F12     | 219,00      | 40 - 110         | 3014                  |
| 6"       | IFEBV60F12     | 273,00      | 70 - 150         | 4929                  |

Connection type: **H** female threaded; **F** flanged; **W** victaulic

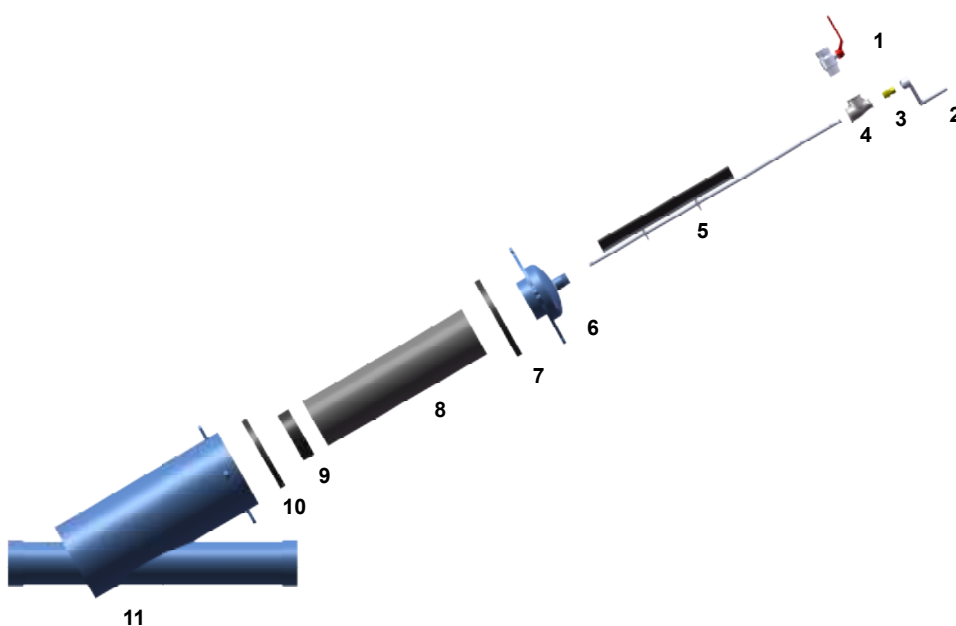
## Dimensions

| L (mm) | L1 (mm) | A (mm) | H (mm) | H1 (mm) | Ø (inches) | Ø1 (mm) | Weight (kg) |      |
|--------|---------|--------|--------|---------|------------|---------|-------------|------|
|        |         |        |        |         |            |         | H - W       | F    |
| 440    | 560     | 295    | 350    | ----    | ----       | ----    | 14          | ---- |
| 660    | 790     | 295    | 420    | ----    | ----       | ----    | 20          | 27   |
| 660    | 790     | 295    | 420    | ----    | ----       | ----    | 20          | 27   |
| 770    | 880     | 295    | 500    | ----    | ----       | ----    | 25          | 34   |
| 770    | 880     | 295    | 500    | ----    | ----       | ----    | 25          | 34   |
| 720    | 960     | 275    | 590    | ----    | ----       | ----    | ----        | ---- |
| 950    | 1100    | 320    | 640    | ----    | ----       | ----    | ----        | ---- |



## Components

| Number | Description         |
|--------|---------------------|
| 1      | discharge valve     |
| 2      | handle              |
| 3      | ogive               |
| 4      | tee                 |
| 5      | shaft with brush    |
| 6      | cover               |
| 7      | cover gasket        |
| 8      | filtering cartridge |
| 9      | punched plate       |
| 10     | internal gasket     |
| 11     | filter body         |



# EAV

## Applications

EAV self-cleaning screen filters, particularly suitable for the filtration of water with small and medium suspended quantities of sand. Inside the cartridge, there is a punched plate. When water flows through it, it creates a vortical flow whose turbulent action avoids the accumulation of impurities on the surface of the filtering cartridge.

## Materials

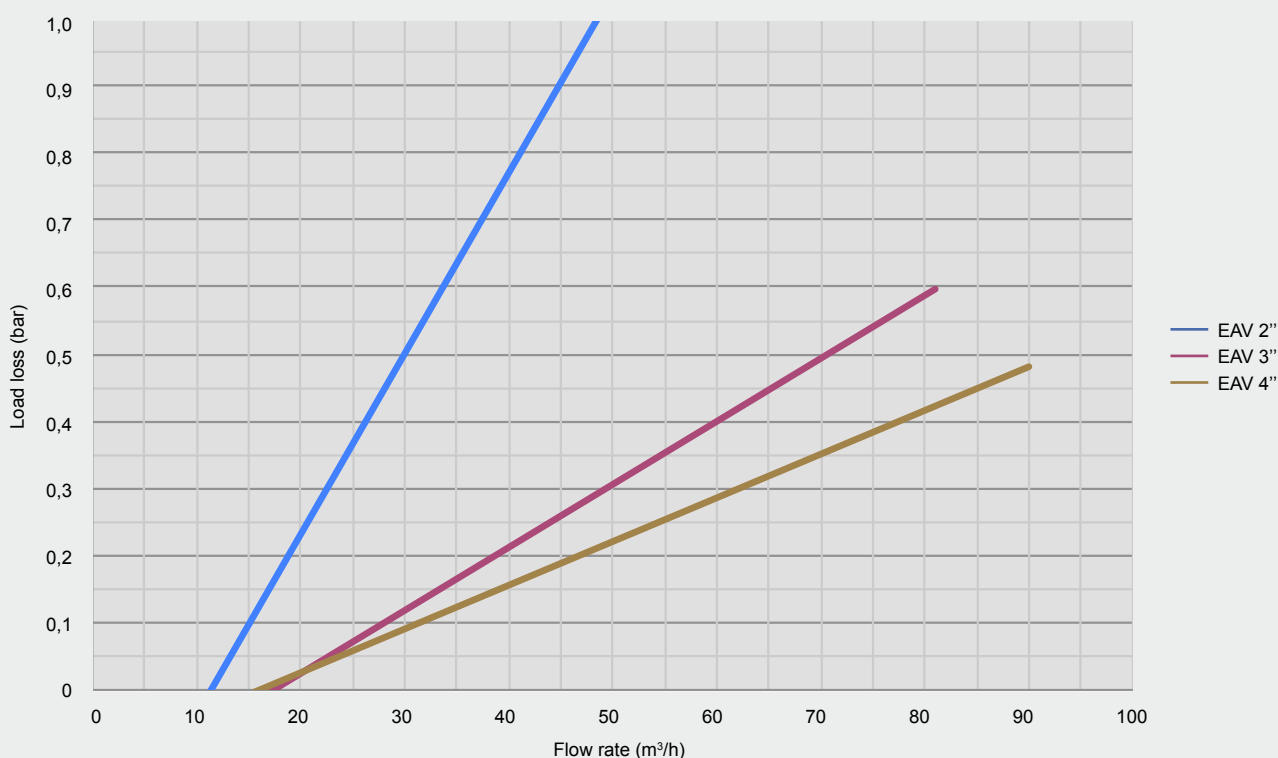
- Body: in sanded metal treated with phosphate zinc and followed by an electrostatic application of a layer of polyester paint, minimum thickness 160 micron, with a protective and anti-corrosion function.
- Filtering element: perforated PVC tube and mesh in stainless steel AISI 304.
- Gaskets: EPDM
- Punched plate: in EPDM and for DN150 in PVC

## Characteristics

- Maximum working pressure: 8 bar
- Standard filtration grade: 120 mesh (filtration available: 80, 120, 150 mesh)
- Types of connection: threaded, flanged, victaulic
- The filter is supplied with a discharge valve



## Load loss\*



\*Testing for load loss was carried out with clean water.

# EAV

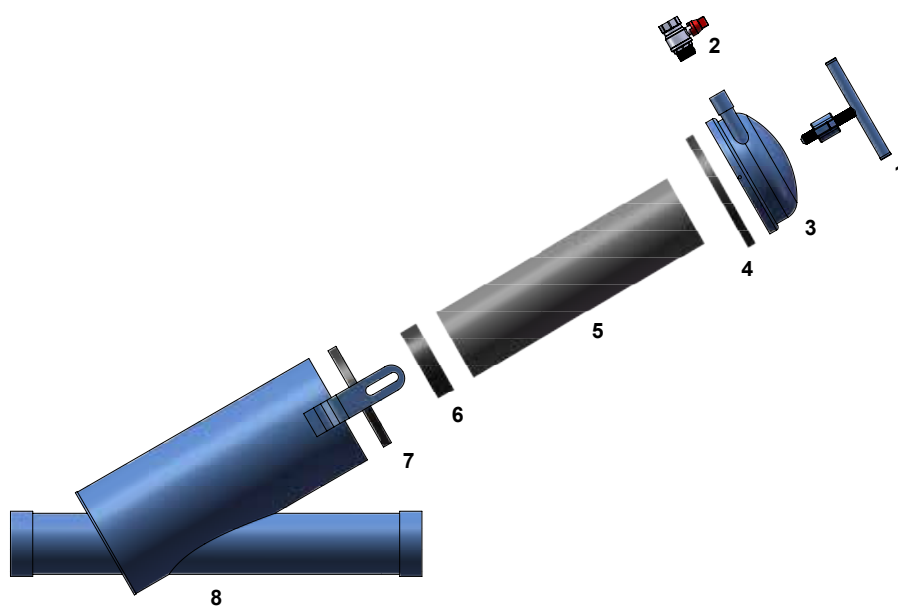
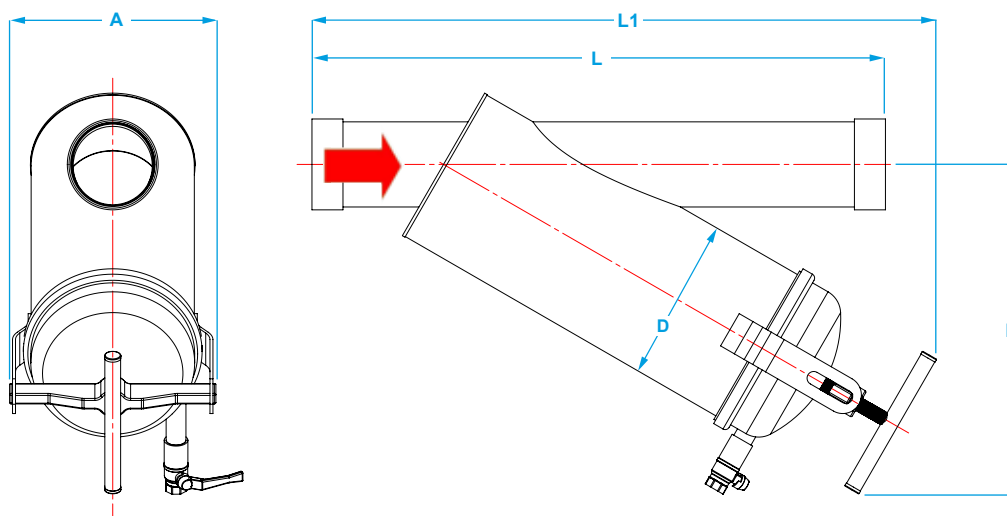
## Technical data

| Bypasses | Pricelist ref. | Ø corpo (mm) | Flow rate (m³/h) | Filtration area (cm²) |
|----------|----------------|--------------|------------------|-----------------------|
| 2"       | IFEAV20H12     | 168,30       | 11 - 31          | 1055                  |
| 3"       | IFEAV30H12     | 168,30       | 12 - 40          | 1625                  |
| 3"       | IFEAV30F12     | 168,30       | 12 - 40          | 1625                  |
| 4"       | IFEAV40H12     | 219,10       | 20 - 70          | 2318                  |
| 4"       | IFEAV40F12     | 219,10       | 20 - 70          | 2318                  |
| 5"       | IFEAV50F12     | 219,10       | 40 - 110         | 3014                  |
| 6"       | IFEAV60F12     | 273,00       | 70 - 150         | 4929                  |
| 8"       | IFEAV80F12     | 219,10*      | 100 - 240        | 6028                  |

## Dimensions

| L (mm) | L1 (mm) | A (mm) | H (mm) | H1 (mm) | Ø (inches) | Ø1 (mm) | Weight (kg) |      |
|--------|---------|--------|--------|---------|------------|---------|-------------|------|
|        |         |        |        |         |            |         | H - W       | F    |
| 450    | 530     | 275    | 325    | ----    | ----       | ----    | ----        | ---- |
| 660    | 710     | 275    | 355    | ----    | ----       | ----    | ----        | ---- |
| 660    | 710     | 275    | 335    | ----    | ----       | ----    | ----        | ---- |
| 780    | 810     | 275    | 400    | ----    | ----       | ----    | ----        | ---- |
| 720    | 780     | 275    | 400    | ----    | ----       | ----    | ----        | ---- |
| 720    | 930     | 275    | 550    | ----    | ----       | ----    | ----        | ---- |
| 950    | 1050    | 320    | 600    | ----    | ----       | ----    | ----        | ---- |
| 1350   | ----    | 275    | 800    | ----    | ----       | ----    | ----        | ---- |

Connection type: **H** female threaded; **F** flanged; **W** victaulic  
 \*Y filter body



## Components

| Number | Description            |
|--------|------------------------|
| 1      | t-handle               |
| 2      | discharge valve        |
| 3      | cover                  |
| 4      | cover gasket           |
| 5      | filtering cartridge    |
| 6      | punched plate (DN 150) |
| 7      | internal gasket        |
| 8      | filter body            |

# ESV

## Applications

The ESV screen filter is used for filtering of water with small and medium sized suspended inorganic particles.

## Materials

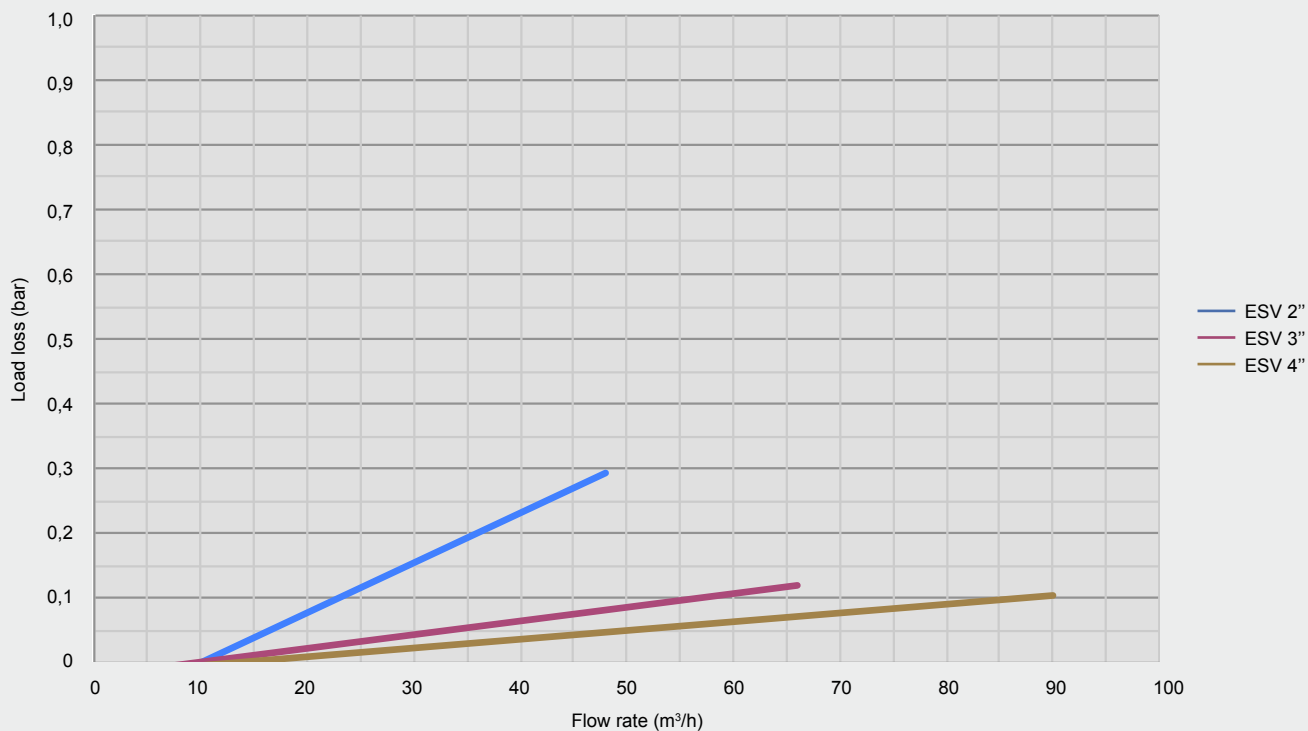
- Body: in sanded metal treated with phosphate zinc and followed by an electrostatic application of a layer of polyester paint, minimum thickness 160 micron, with a protective and anti-corrosion function.
- Filtering element: stainless steel AISI 304 with polyester mesh.
- Gaskets: EPDM

## Characteristics

- Maximum working pressure: 8 bar
- Standard filtration grade: 120 mesh (filtration available: 50, 80, 120, 150, 200 mesh)
- Types of connection: threaded, flanged, victaulic
- The filter is supplied with a discharge valve



## Load loss\*



\*Testing for load loss was carried out with clean water.



# ESV

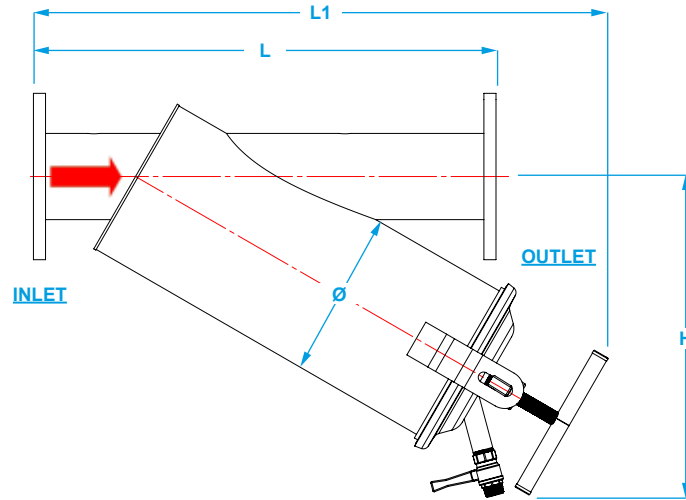
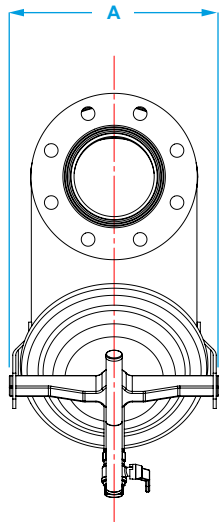
## Technical data

| Bypasses | Pricelist ref. | Ø corpo (mm) | Flow rate (m³/h) | Filtration area (cm²) |
|----------|----------------|--------------|------------------|-----------------------|
| 2"       | IFESV20H12     | 168,30       | 15 - 30          | 1270                  |
| 3"       | IFESV30H12     | 168,30       | 25 - 40          | 1704                  |
| 3"       | IFESV30F12     | 168,30       | 25 - 40          | 1704                  |
| 4"       | IFESV40H12     | 219,10       | 40 - 80          | 2137                  |
| 4"       | IFESV40F12     | 219,10       | 40 - 80          | 2137                  |
| 5"       | IFESV50F12     | 219,10       | 80 - 110         | 2775                  |
| 6"       | IFESV60F12     | 219,10       | 110 - 150        | 4769                  |

Connection type: **H** female threaded; **F** flanged; **W** victaulic

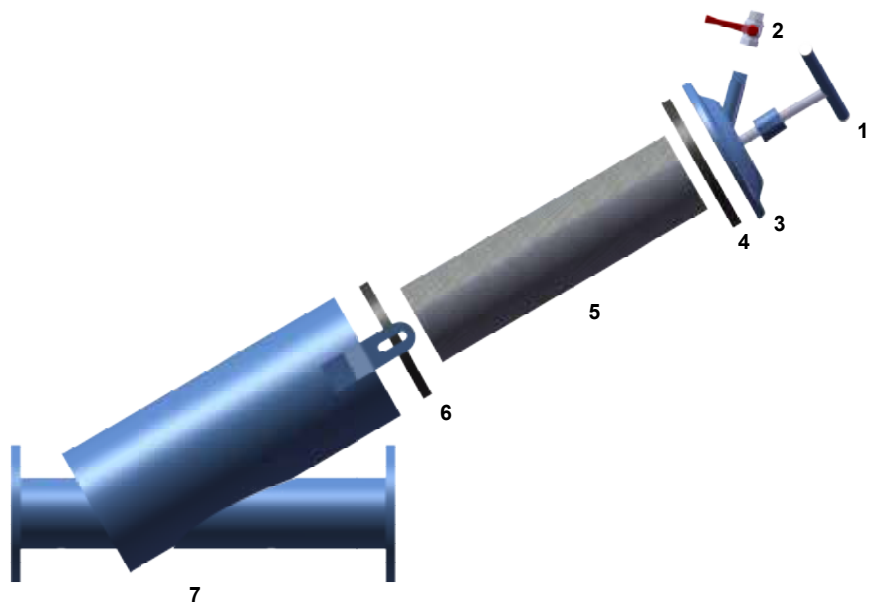
## Dimensions

| L (mm) | L1 (mm) | A (mm) | H (mm) | Weight (kg) |      |
|--------|---------|--------|--------|-------------|------|
|        |         |        |        | H - W       | F    |
| 450    | 530     | 275    | 325    | 10          | ---- |
| 660    | 710     | 275    | 335    | 13          | 22   |
| 610    | 660     | 275    | 335    | 13          | 22   |
| 780    | 810     | 275    | 400    | 24          | 33   |
| 720    | 780     | 275    | 400    | 24          | 33   |
| 750    | 930     | 275    | 500    | ----        | 39   |
| 780    | 1300    | 275    | 710    | ----        | 60   |



## Components

| Number | Description         |
|--------|---------------------|
| 1      | t-handle            |
| 2      | discharge valve     |
| 3      | cover               |
| 4      | cover gasket        |
| 5      | filtering cartridge |
| 6      | internal gasket     |
| 7      | filter body         |



# EIV

## Applications

Hydro-cyclone filters are used for irrigation water from wells, rivers and lakes, with a considerable amount of suspended sand. The tangential entry of water generates a whirling motion with a centrifugal movement which enables the separation of water and heavy particles. Due to the difference in density, in fact, the water will come out from the top while the heavier sand will precipitate to the centre of the whirlpool accumulating in the specific container beneath. On the bottom of the cone there is a reduction that protects the filters from wear caused by the abrasive action of the sand. The reduction is easily replaceable during routine maintenance operations. Such filters can be equipped with a storage container which allows storage of the separated sand, and discharge it thanks to the the opening of a valve (manual/electric) at constant intervals.

## Materials

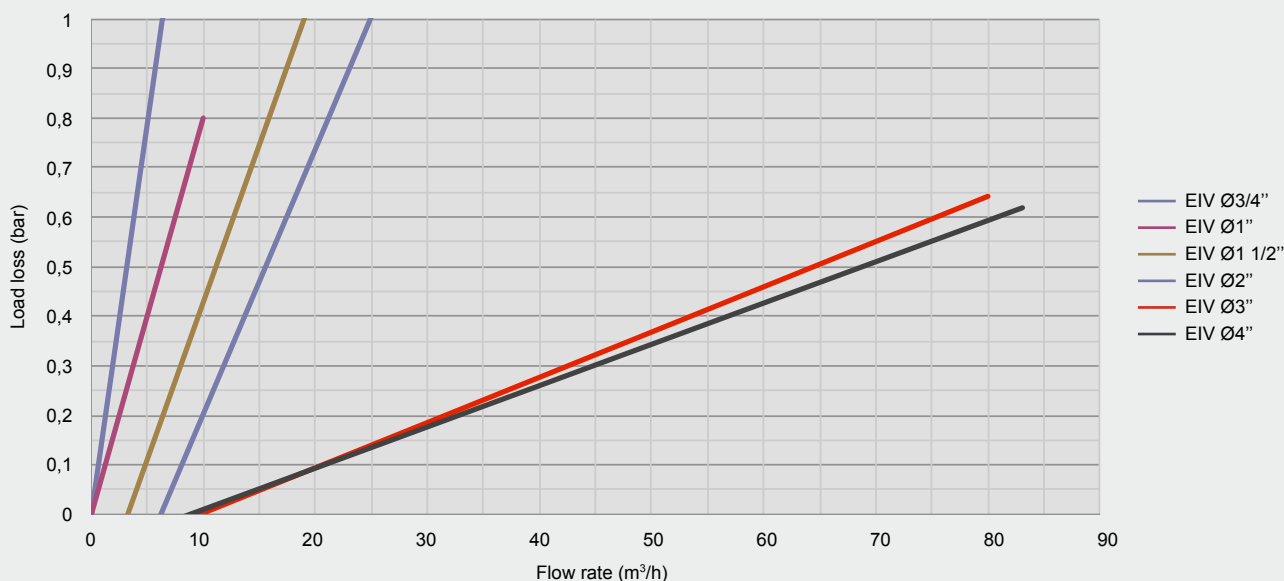
- Body: in sanded metal treated with phosphate zinc and followed by an electrostatic application of a layer of polyester paint, minimum thickness 160 micron, with a protective and anti-corrosion function.
- Gaskets: EPDM

## Characteristics

- Maximum working pressure: 8 bar
- Types of connection: threaded, flanged, victaulic
- The filter is supplied with a discharge valve



## Load loss\*



\*Testing for load loss was carried out with clean water.

# EIV

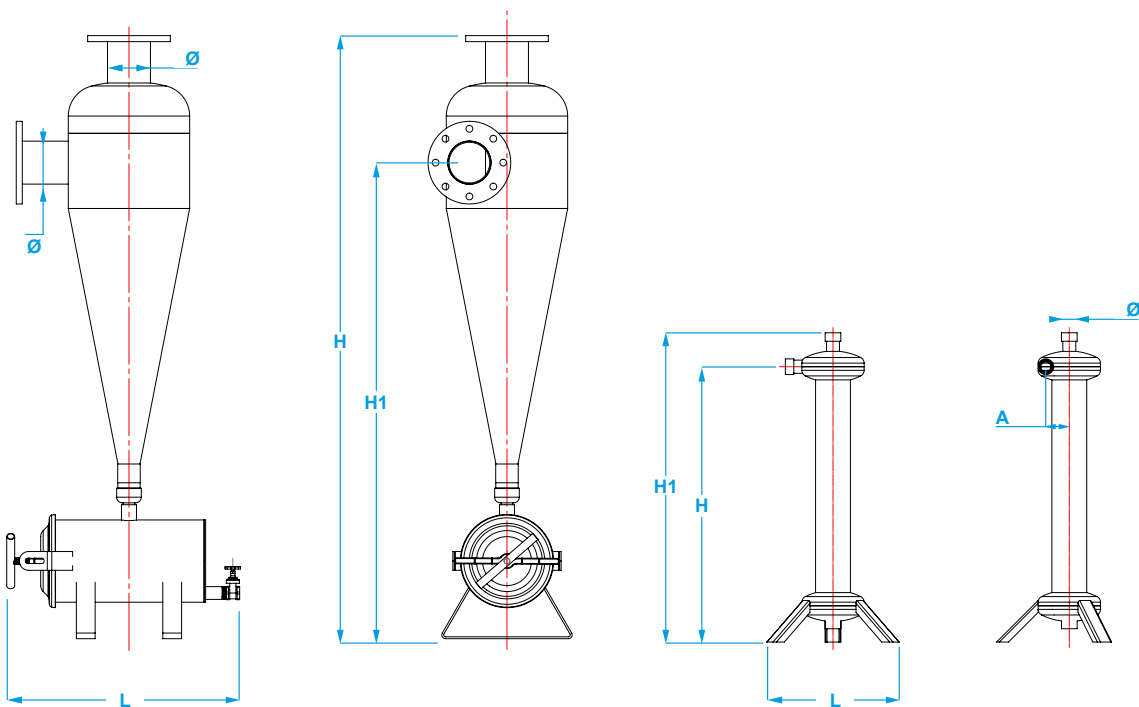
## Technical data

| Bypasses | Pricelist ref.      | Ø body (mm) | Flow rate (m³/h) | Filtration area (cm²) |
|----------|---------------------|-------------|------------------|-----------------------|
| Ø3/4"    | IFEIV03 <b>H</b>    | 90,00       | 3 - 5            | -                     |
| Ø1"      | IFEIV10 <b>H</b>    | 90,00       | 5 - 12           | -                     |
| Ø1 1/2"  | IFEIV15 <b>H</b>    | 90,00       | 10 - 16          | -                     |
| Ø2"      | IFEIV20# <b>219</b> | 219,00      | 15 - 25          | -                     |
| Ø3"      | IFEIV30# <b>219</b> | 219,00      | 30 - 50          | -                     |
| Ø3"      | IFEIV30# <b>320</b> | 320,00      | 40 - 60          | -                     |
| Ø4"      | IFEIV40# <b>320</b> | 320,00      | 50 - 80          | -                     |
| Ø5"      | IFEIV50# <b>400</b> | 400,00      | 80 - 120         | -                     |

## Dimensions

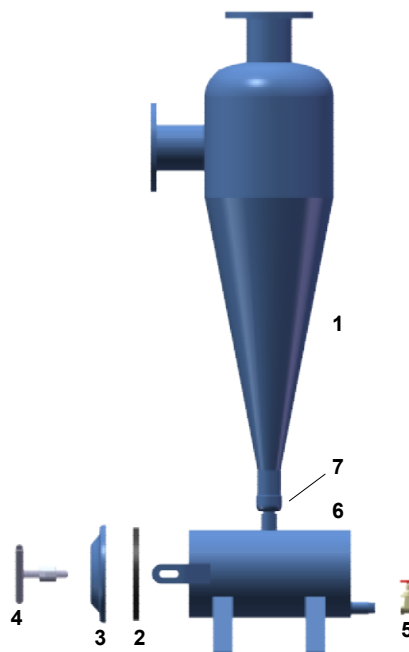
| Ø (inches) | L (mm) | A (mm) | H (mm) | H1 (mm) | Tipo | Weight (kg) |      |
|------------|--------|--------|--------|---------|------|-------------|------|
|            |        |        |        |         |      | H - W       | F    |
| 3/4        | 285    | 55     | 582    | 660     | A    | ----        | ---- |
| 1          | 285    | 55     | 782    | 860     | A    | ----        | ---- |
| 1 1/2      | 285    | 55     | 782    | 860     | A    | ----        | ---- |
| 2          | 500    | -      | 1250   | 1050    | B    | ----        | ---- |
| 3          | 620    | -      | 1250   | 1050    | B    | ----        | ---- |
| 3          | 620    | -      | 1600   | 1300    | B    | ----        | ---- |
| 4          | 620    | -      | 1600   | 1300    | B    | ----        | ---- |
| 5          | 620    | -      | 1950   | 1600    | B    | ----        | ---- |

Connection type: **H** female threaded; **F** flanged; **W** victaulic  
 Replace # with H (female threaded), F (flanged) or W (victaulic)



## Components

| Number | Description        |
|--------|--------------------|
| 1      | hydro-cyclone body |
| 2      | cover gasket       |
| 3      | cover              |
| 4      | t-handle           |
| 5      | discharge valve    |
| 6      | tank               |
| 7      | reduction          |



# EUV

## Applications

EUV single chamber, quartzite sand filters are particularly suitable for the filtration of water with high amounts of organic substances: algae, mud and slimy particles of organic matrix. IT is recommended for water from rivers, lakes or dams. The special diffusers (mushroom-shaped) located inside on the horizontal plate prevent the quartzite from becoming compact decreasing pressure loss of the whole system. EUV filters can be installed individually, or in two or more filters. Backwash can be manual or automatic.

## Materials

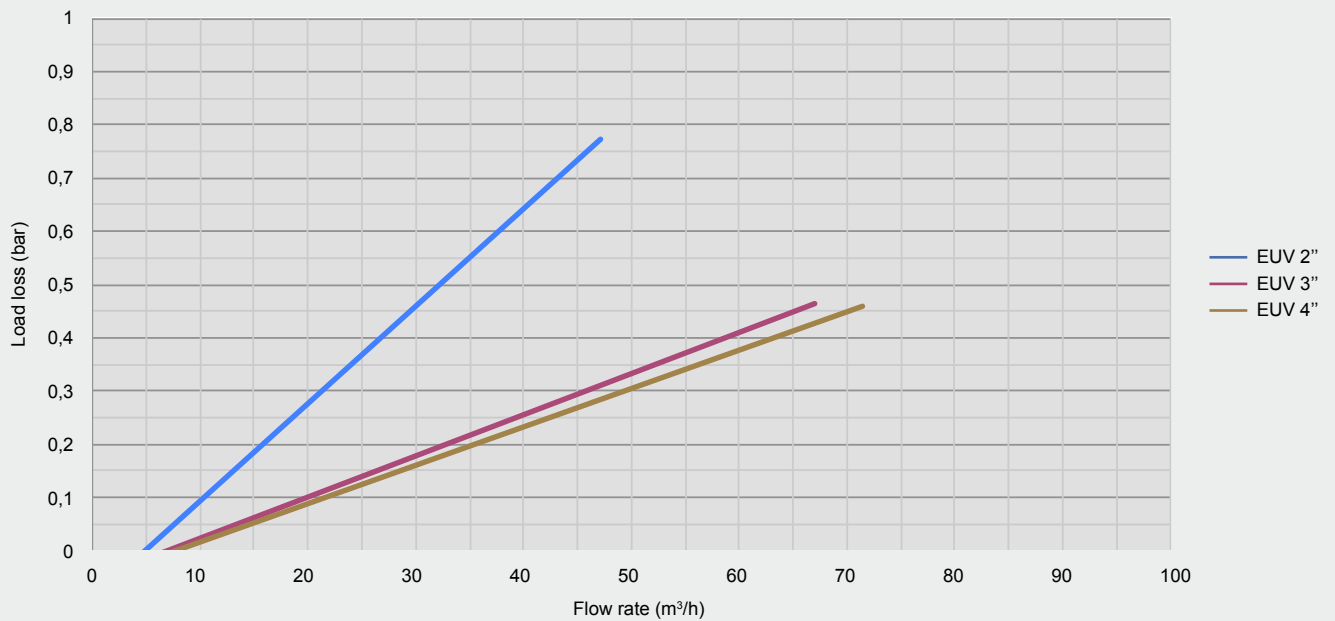
- Body: in sanded metal treated with phosphate zinc and followed by an electrostatic application of a layer of polyester paint, minimum thickness 160 micron, with a protective and anti-corrosion function.
- Gaskets: EPDM
- Diffuser nozzle: polypropylene (mushroom)

## Characteristics

- Maximum working pressure: 8 bar
- Types of connection: threaded, flanged, victaulic
- The filter is supplied with a discharge valve and air release valve



## Load loss\*



\*Testing for load loss was carried out with clean water.

# EUV

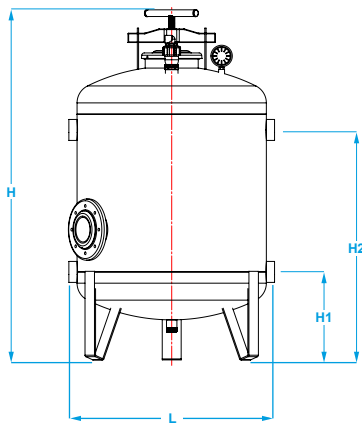
## Technical data

| Bypasses | Pricelist ref. | Ø body (mm) | Flow rate (m³/h) | Min. backw. flow rate (m³/h) |
|----------|----------------|-------------|------------------|------------------------------|
| 1 1/2"   | IFEUV15H400    | 400         | 6 - 11           | 9                            |
| 2"       | IFEUV20H500    | 500         | 13 - 18          | 15                           |
| 2"       | IFEUV20H600    | 600         | 14 - 28          | 25                           |
| 3"       | IFEUV30H600    | 600         | 14 - 28          | 25                           |
| 3"       | IFEUV30H900    | 900         | 32 - 62          | 54                           |
| 3"       | IFEUV30F900    | 900         | 32 - 62          | 54                           |
| 4"       | IFEUV40H900    | 900         | 35 - 65          | 54                           |
| 4"       | IFEUV40F900    | 900         | 35 - 65          | 54                           |
| 4"       | IFEUV40H1200   | 1200        | 35 - 90          | 95                           |
| 4"       | IFEUV40F1200   | 1200        | 35 - 90          | 95                           |

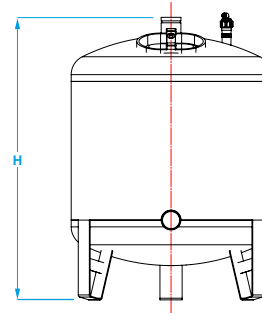
## Dimensions

| L (mm) | L1 (mm) | H (mm) | H1 (mm) | H2 (mm) | BD (mm) | Tipo | Weight (kg) |      |
|--------|---------|--------|---------|---------|---------|------|-------------|------|
|        |         |        |         |         |         |      | H - W       | F    |
| 480    | 430     | 1020   | 270     | 670     | 400     | A    | ----        | ---- |
| 650    | 530     | 1030   | 280     | 720     | 500     | A    | ----        | ---- |
| 680    | 660     | 1060   | 280     | 730     | 600     | A    | 66          | ---- |
| 680    | 660     | 1060   | 280     | 730     | 600     | A    | 68          | ---- |
| 1100   | ----    | 1210   | 365     | 550     | 900     | B    | 150         | ---- |
| 1060   | ----    | 1170   | 365     | 550     | 900     | B    | ----        | 157  |
| 1100   | ----    | 1210   | 365     | 550     | 900     | B    | 152         | ---- |
| 1060   | ----    | 1170   | 365     | 550     | 900     | B    | ----        | 160  |
| 1360   | ----    | 1330   | 410     | 690     | 1200    | B    | 230         | ---- |
| 1360   | ----    | 1310   | 410     | 690     | 1200    | B    | ----        | 242  |

Connection type: **H** female threaded; **F** flanged; **W** victaulic




EUV TYPE A



EUV TYPE B

## Components TYPE A

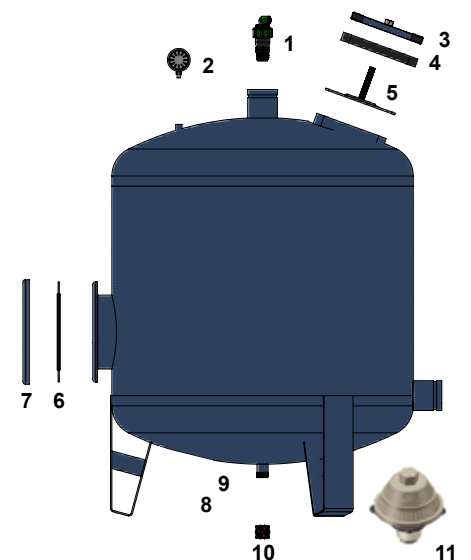
| Number | Description         |
|--------|---------------------|
| 1      | t-handle            |
| 2      | cover for hatchway  |
| 3      | gasket for hatchway |
| 4      | air release valve   |
| 5      | purge valve         |
| 6      | diffuser nozzle     |



EUV TYPE A

## Components TYPE B

| Number | Description                        |
|--------|------------------------------------|
| 1      | air release valve                  |
| 2      | manometer                          |
| 3      | loading hatchway t-handle          |
| 4      | loading hatchway gasket            |
| 5      | loading hatchway cover             |
| 6      | side discharge hatchway gasket     |
| 7      | side discharge hatchway cover      |
| 8      | lower discharge hatchway cover     |
| 9      | lower discharge hatchway gasket    |
| 10     | lower discharge hatch. purge valve |
| 11     | diffuser nozzle                    |



EUV TYPE B

## EHV

### Applications

EHV single chamber, quartzite sand filters are particularly suitable for the filtration of water with high amounts of organic substances: algae, mud and slimy particles of organic matrix. IT is recommended for water from rivers, lakes or dams. The special diffusers (candle) located inside on the horizontal collector prevent the quartzite from becoming compact decreasing pressure loss of the whole system. EHV filters can be installed individually, or in two or more filters. Backwash can be manual or automatic.

### Materials

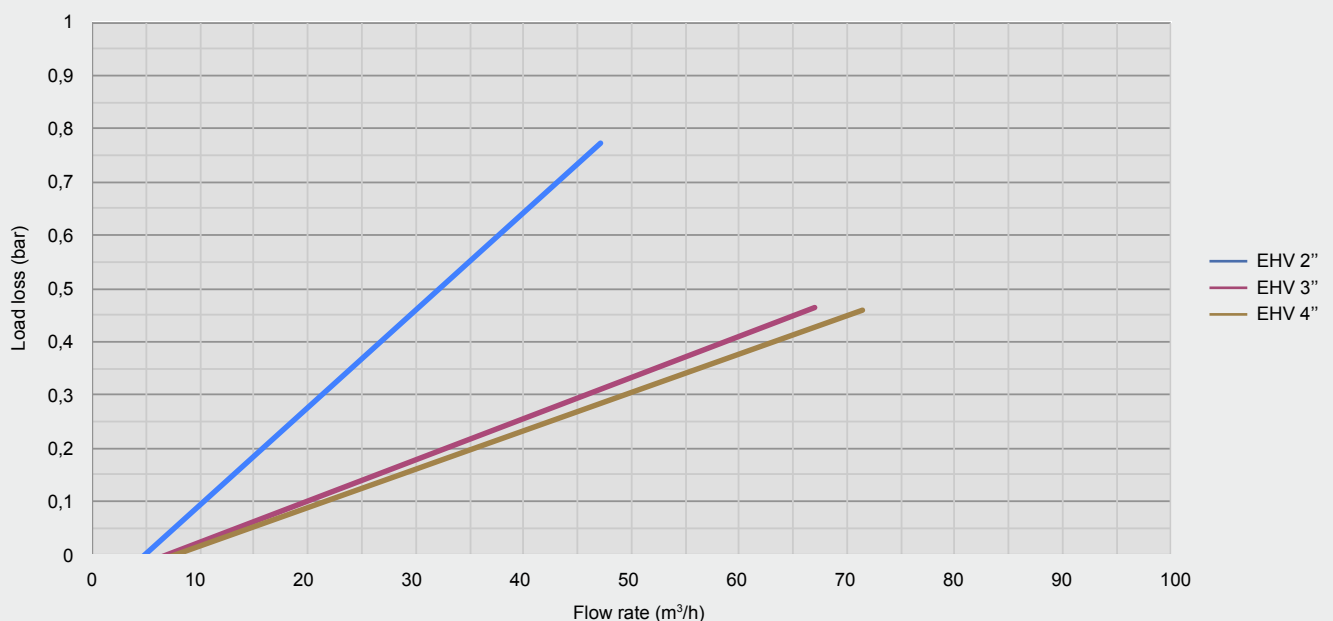
- Body: in sanded metal treated with phosphate zinc and followed by an electrostatic application of a layer of polyester paint, minimum thickness 160 micron, with a protective and anti-corrosion function.
- Gaskets: EPDM
- Diffuser nozzle: polypropylene (stick)

### Characteristics

- Maximum working pressure: 8 bar
- Types of connection: threaded, flanged, victaulic
- The filter is supplied with a discharge valve and air release valve



### Load loss\*



\*Testing for load loss was carried out with clean water.

# EHV

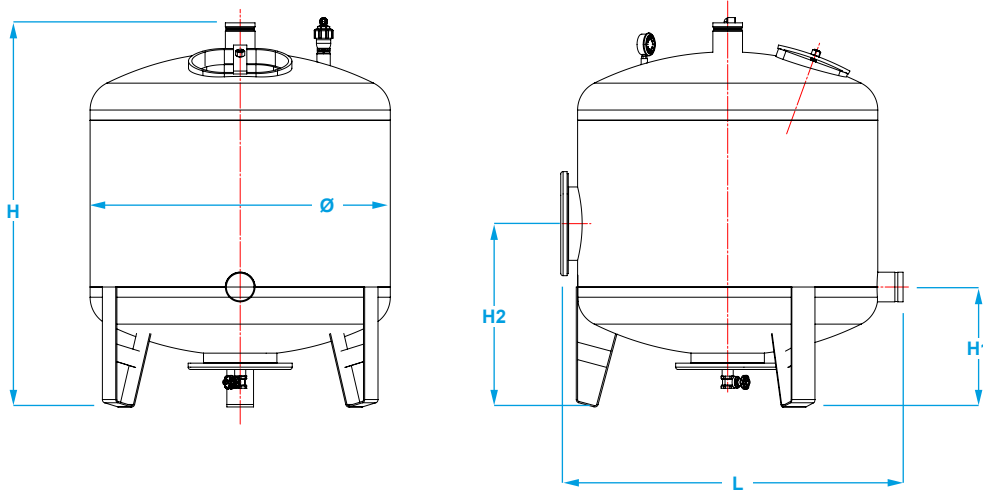
## Technical data

| Bypasses | Pricelist ref.        | Ø body (mm) | Flow rate (m³/h) |
|----------|-----------------------|-------------|------------------|
| 2"       | IFEHV20 <b>H</b> 750  | 750         | 21 - 42          |
| 3"       | IFEHV30 <b>H</b> 900  | 900         | 32 - 62          |
| 3"       | IFEHV30 <b>F</b> 900  | 900         | 32 - 62          |
| 4"       | IFEHV40 <b>H</b> 1200 | 1200        | 35 - 90          |
| 4"       | IFEHV40 <b>F</b> 1200 | 1200        | 35 - 90          |

Connection type: **H** female threaded; **F** flanged; **W** victaulic

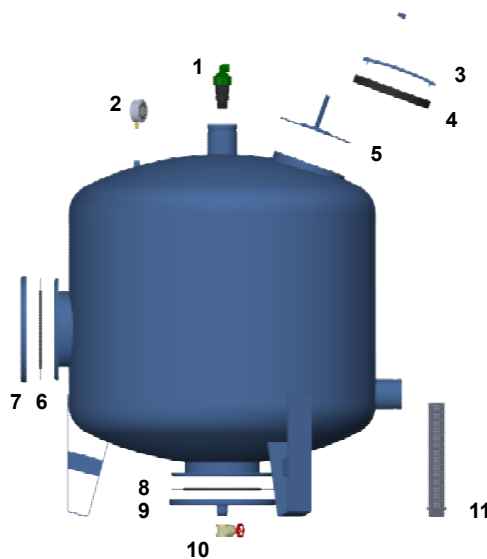
## Dimensions

| L (mm) | L1 (mm) | H (mm) | H1 (mm) | H2 (mm) | BD (mm) | Ø1 (mm) | Weight (kg) |      |
|--------|---------|--------|---------|---------|---------|---------|-------------|------|
|        |         |        |         |         |         |         | H - W       | F    |
| 900    | ----    | 1060   | 280     | 730     | 750     | ----    | 112         | ---- |
| 1100   | ----    | 1210   | 365     | 550     | 900     | ----    | 145         | ---- |
| 1060   | ----    | 1170   | 365     | 550     | 900     | ----    | ----        | 150  |
| 1360   | ----    | 1330   | 410     | 690     | 1200    | ----    | 240         | ---- |
| 1360   | ----    | 1310   | 410     | 690     | 1200    | ----    | ----        | 245  |



## Components

| Number | Description                        |
|--------|------------------------------------|
| 1      | air release valve                  |
| 2      | manometer                          |
| 3      | loading hatchway t-handle          |
| 4      | loading hatchway gasket            |
| 5      | loading hatchway cover             |
| 6      | side discharge hatchway gasket     |
| 7      | side discharge hatchway cover      |
| 8      | lower discharge hatchway cover     |
| 9      | lower discharge hatchway gasket    |
| 10     | lower discharge hatch. purge valve |
| 11     | diffuser nozzle                    |



## ECV

### Applications

The ECV single-chamber quartzite sand filter is particularly suitable for the filtration of water with a high quantity of substances such as: silt, algae, slime and other organic particles. It is recommended for water coming from rivers, lakes or artificial reservoirs. The special cylindrical diffusers, housed inside with a star layout, prevent the quartzite from being compacted, also reducing the head losses of the whole system. The internal design has been made to reduce the height of the body with the same filtering volume. The ECV filter is therefore lighter and more compact than traditional sand filters. Furthermore, the new supports make it easier to store and transport. The ECV filter can be installed individually, or in a group of two or more filters. Backwash can be manual or automatic.

### Materials

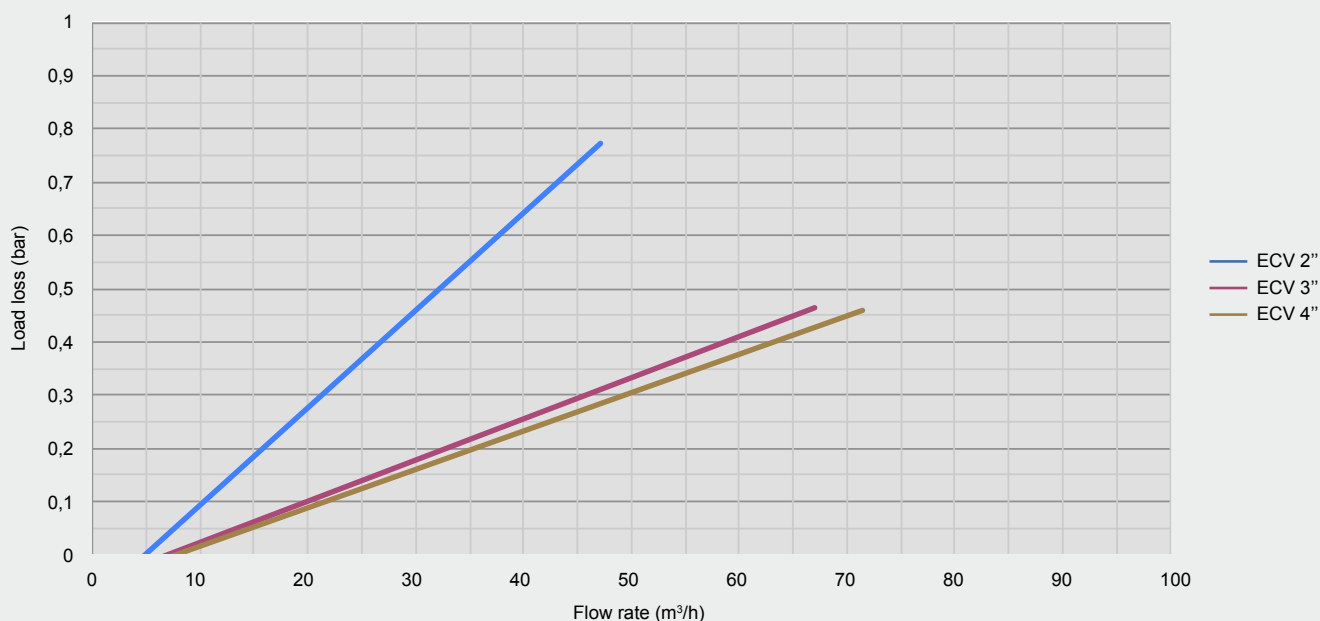
- Body: in sandblasted metal treated with zinc phosphate and subsequent electrostatic application of a layer of polyester paint, 160 microns minimum thickness, with protective and anticorrosive function.
- Gaskets: EPDM
- Diffuser: polypropylene

### Characteristics

- Maximum working pressure: 8 bar
- Types of connection: threaded, flanged, victaulic
- The filter is supplied with a purge valve and an air release valve



### Load loss\*



\*Testing for load loss was carried out with clean water.



# ECV

## Technical data

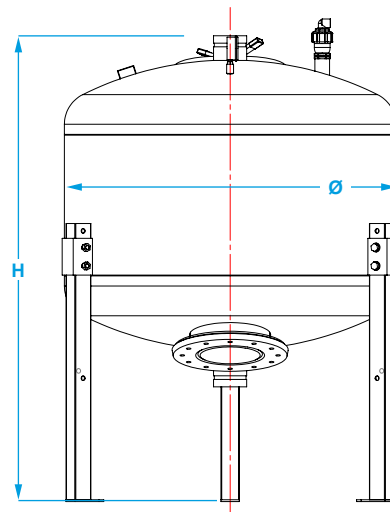
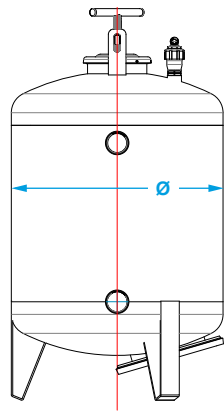
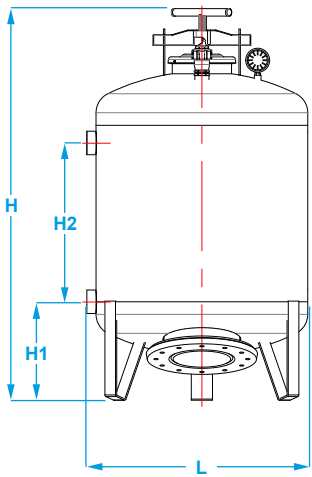
| Bypasses | Pricelist ref.        | Ø body (mm) | Flow rate (m³/h) | Min. backw. flow rate (m³/h) |
|----------|-----------------------|-------------|------------------|------------------------------|
| 2"       | IFECV20 <b>H</b> 600  | 600         | 14 - 28          | 25                           |
| 3"       | IFECV20 <b>W</b> 750  | 750         | 21 - 42          | 38                           |
| 3"       | IFECV30 <b>W</b> 900  | 900         | 32 - 62          | 54                           |
| 3"       | IFECV30 <b>F</b> 900  | 900         | 32 - 62          | 54                           |
| 4"       | IFECV40 <b>W</b> 1200 | 1200        | 35 - 90          | 95                           |
| 4"       | IFECV40 <b>F</b> 1200 | 1200        | 35 - 90          | 95                           |

## Dimensions

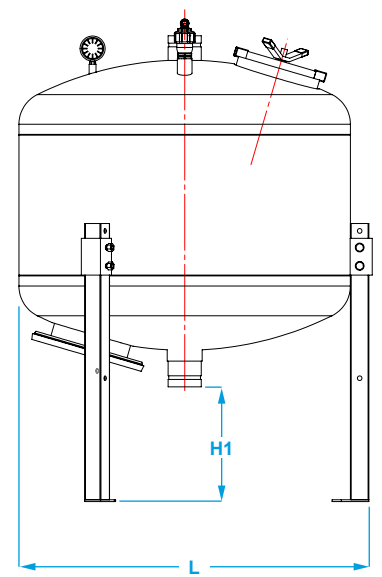
| L (mm) | H (mm) | H1 (mm) | H2 (mm) | Weight (kg) |      |
|--------|--------|---------|---------|-------------|------|
|        |        |         |         | H - W       | F    |
| 635    | 1000   | 335     | 275     | 65          | ---- |
| 810    | 1220   | 350     | ----    | 80          | ---- |
| 960    | 1245   | 320     | ----    | 105         | ---- |
| 960    | 1245   | 320     | ----    | ----        | 110  |
| 1320   | 1300   | 340     | ----    | 202         | ---- |
| 1320   | 1300   | 340     | ----    | ----        | 210  |

Connection type: **H** female threaded; **F** flanged; **W** victaulic

### ECV Ø 600

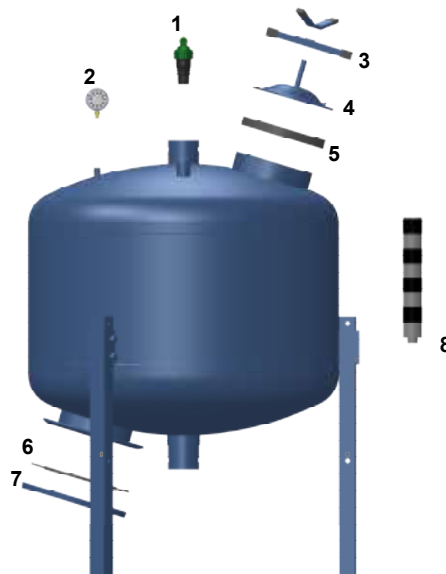


ECV FROM Ø750 TO Ø1200



## Components

| Number | Description            |
|--------|------------------------|
| 1      | air release valve      |
| 2      | pressure gauge         |
| 3      | top cover handle       |
| 4      | top cover              |
| 5      | top cover gasket seal  |
| 6      | drain port gasket seal |
| 7      | drain port             |
| 8      | diffuser               |



# ERV

## Applications

ERV double chamber, quartzite sand filters are particularly suitable for the filtration of water with high amounts of organic substances: algae, mud and slimy particles of organic matrix. IT is recommended for water from rivers, lakes or dams. The special diffusers located inside on the horizontal plate prevent the quartzite from becoming compact decreasing pressure loss of the whole system.

The ERV filter has a double chamber, i.e. it is divided in two parts by a plate. Its special structure was designed to reduce dimensions and to make it easily transportable from one system to another, if necessary. The filter is supplied with a backwash system with manual valves.



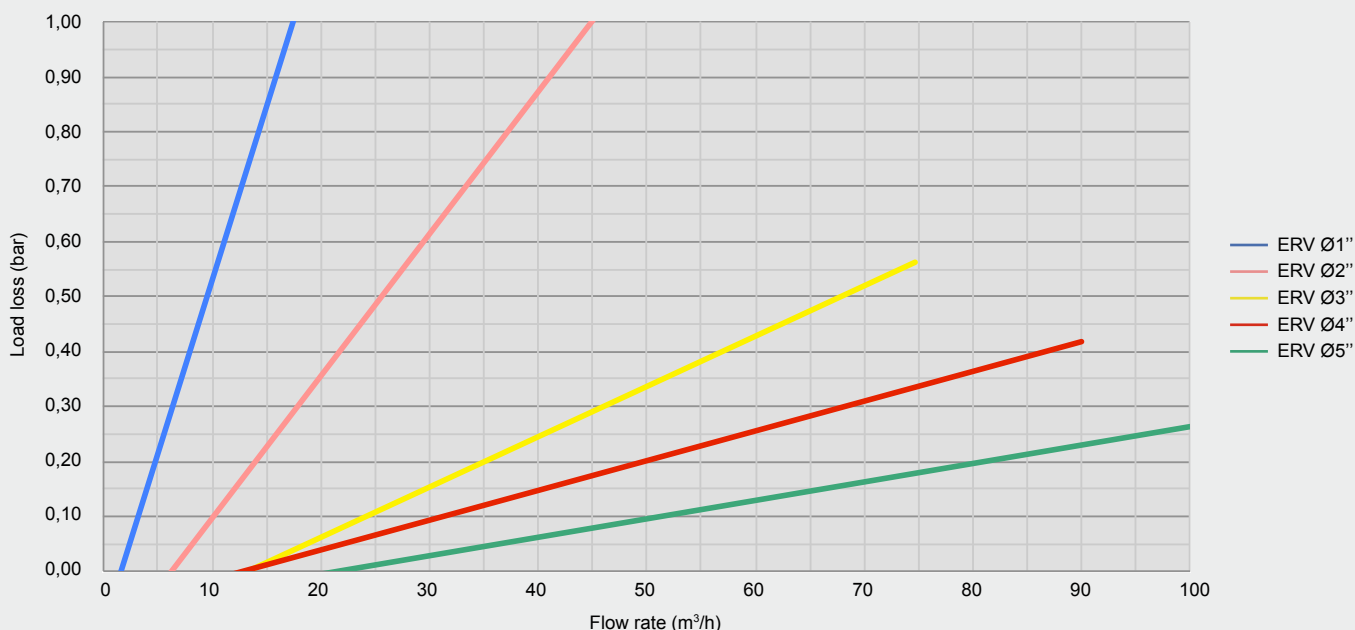
## Materials

- Body: in sanded metal treated with phosphate zinc and followed by an electrostatic application of a layer of polyester paint, minimum thickness 160 micron, with a protective and anti-corrosion function.
- Gaskets: EPDM
- Diffuser nozzle: polypropylene (mushroom)
- Chamber inlet valves: brass/cast iron
- Discharge valves: brass

## Characteristics

- Maximum working pressure: 8 bar
- Types of connection: threaded, flanged, victaulic
- The filter is supplied with a discharge valve, air release valve and manometers
- The ERV filter is supplied dismantled

## Load loss\*



\*Testing for load loss was carried out with clean water.

# ERV

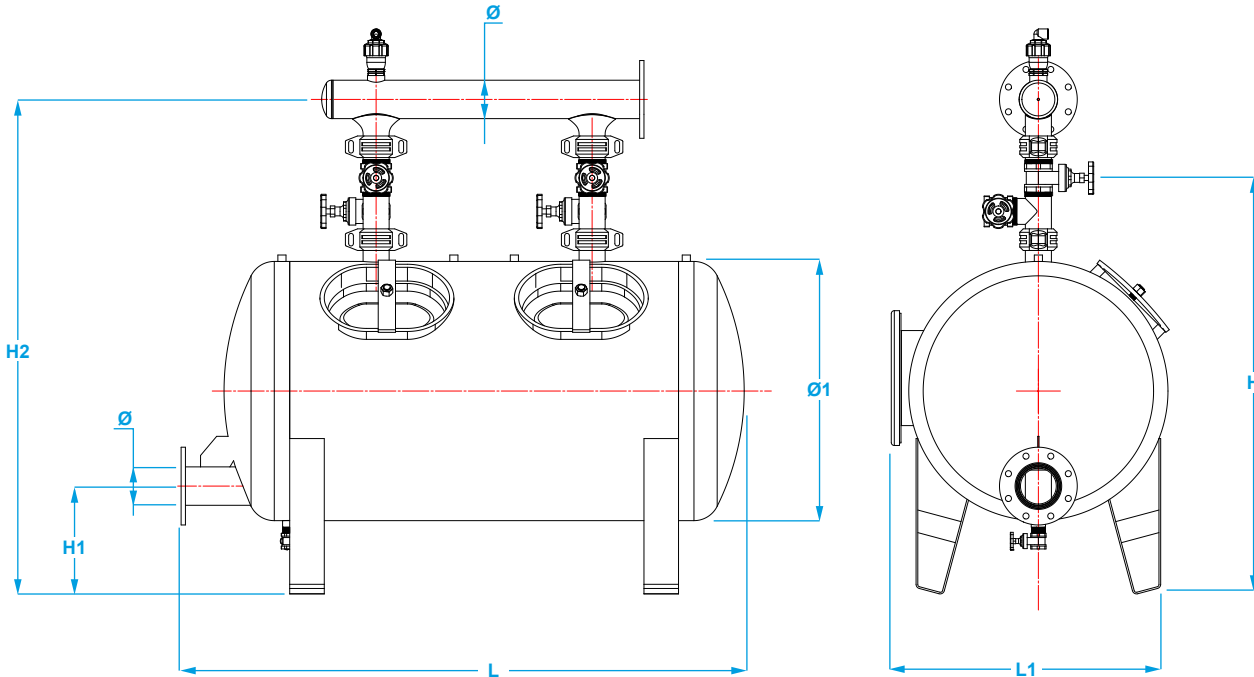
## Technical data

| Bypasses | Pricelist ref.  | Ø body (mm) | Flow rate (m³/h) | Min. backw. flow rate (m³/h) |
|----------|-----------------|-------------|------------------|------------------------------|
| 1"1/2"   | <b>IFERV15H</b> | 400         | 5 - 11           | ----                         |
| 2"       | <b>IFERV20H</b> | 500         | 10 - 30          | ----                         |
| 3"       | <b>IFERV30H</b> | 600         | 30 - 60          | ----                         |
| 4"       | <b>IFERV40F</b> | 750         | 40 - 80          | ----                         |
| 5"       | <b>IFERV50F</b> | 850         | 70 - 110         | ----                         |

Connection type: **H** female threaded; **F** flanged; **W** victaulic

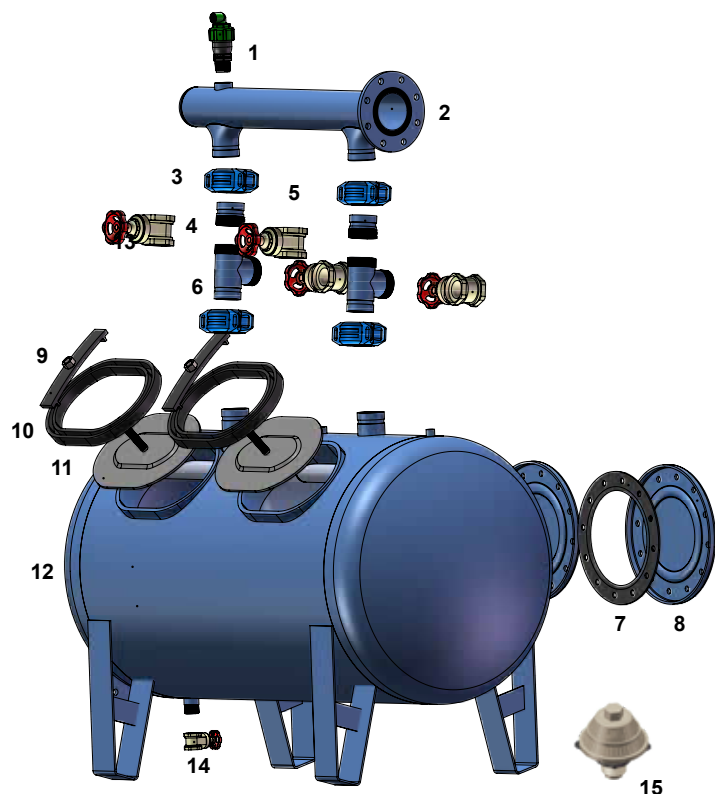
## Dimensions

| L (mm) | L1 (mm) | H (mm) | H1 (mm) | H2 (mm) | Ø (inches) | Ø1 (mm) | Weight (kg) |      |
|--------|---------|--------|---------|---------|------------|---------|-------------|------|
|        |         |        |         |         |            |         | H - W       | F    |
| 900    | 450     | 645    | 190     | 905     | 1"1/2"     | 400     | 67          | ---- |
| 1160   | 550     | 680    | 190     | 1050    | 2"         | 500     | 92          | ---- |
| 1350   | 650     | 920    | 245     | 1210    | 3"         | 600     | 160         | ---- |
| 1750   | 800     | 1250   | 255     | 1220    | 4"         | 750     | ----        | 240  |
| 2050   | 900     | 1100   | 255     | 1360    | 5"         | 850     | ----        | 330  |



## Components

| Number | Description                    |
|--------|--------------------------------|
| 1      | discharge valve                |
| 2      | inlet collector                |
| 3      | victaulic fitting              |
| 4      | tee                            |
| 5      | discharge shutter valve        |
| 6      | threaded adaptor               |
| 7      | sand discharge hatchway gasket |
| 8      | sand discharge hatchway cover  |
| 9      | sand loading hatchway t-handle |
| 10     | sand loading hatchway gasket   |
| 11     | sand loading hatchway cover    |
| 12     | filter body                    |
| 13     | inlet shutter valve            |
| 14     | discharge shutter valve        |
| 15     | diffuser nozzle                |



# ER3V

## Applications

ER3V double chamber, quartzite sand filters are particularly suitable for the filtration of water with high amounts of organic substances: algae, mud and slimy particles of organic matrix. IT is recommended for water from rivers, lakes or dams. The special diffusers located inside on the horizontal plate prevent the quartzite from becoming compact decreasing pressure loss of the whole system.

The ER3V filter has a double chamber, i.e. it is divided in two parts by a plate. Its special structure was designed to reduce dimensions and to make it easily transportable from one system to another, if necessary. The filter is supplied with a backwash system with automatable three-way valves.

## Materials

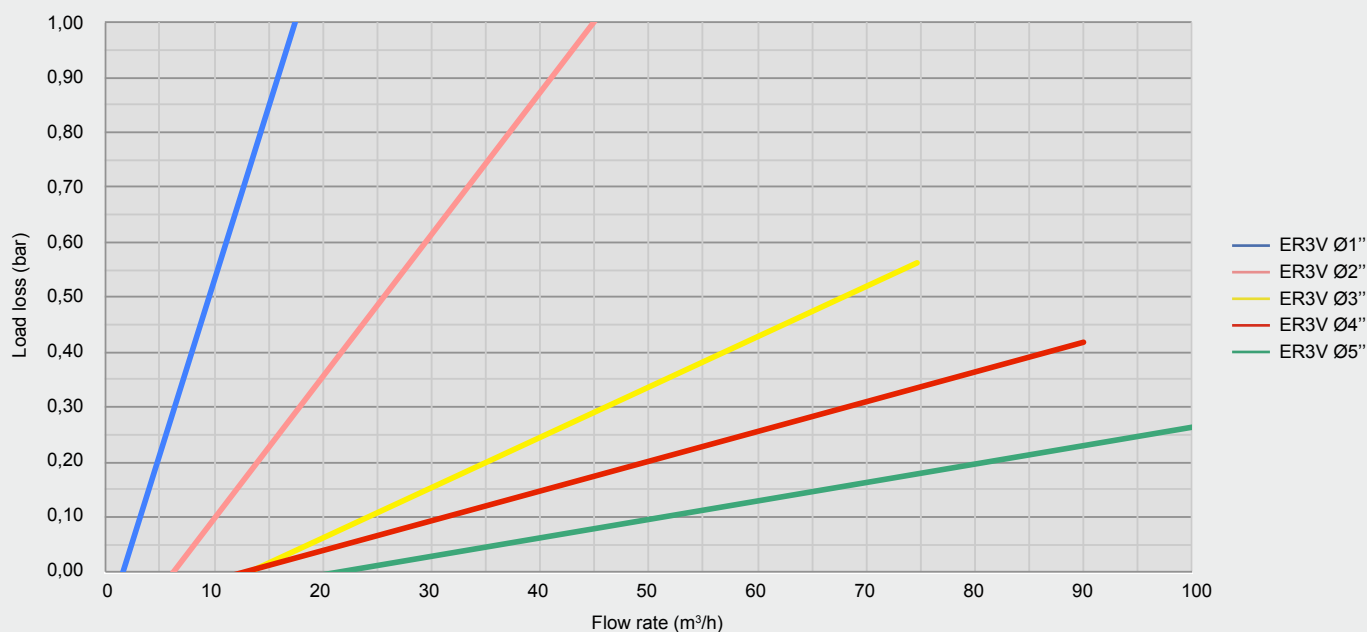
- Body: in sanded metal treated with phosphate zinc and followed by an electrostatic application of a layer of polyester paint, minimum thickness 160 micron, with a protective and anti-corrosion function.
- Gaskets: EPDM
- Diffuser nozzle: polypropylene (mushroom)
- Backwash valves: cast iron

## Characteristics

- Maximum working pressure: 8 bar
- Types of connection: threaded, flanged, victaulic
- The filter is supplied with discharge valves, air release valves, a 3-way valve installation kit, fittings and a discharge pipe.
- The ER3V filter is supplied without automation
- The ER3V filter is supplied dismantled



## Load loss\*



\*Testing for load loss was carried out with clean water.

# ER3V

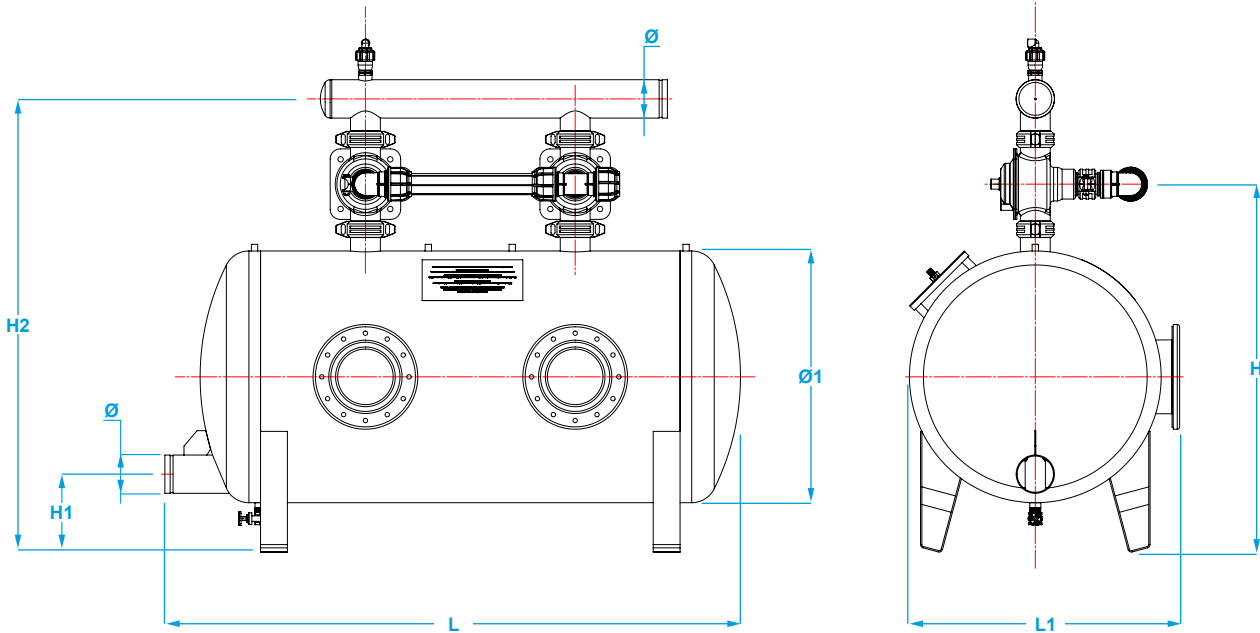
## Technical data

| Bypasses | Pricelist ref.   | Ø body (mm) | Flow rate (m³/h) | Min. backw. flow rate (m³/h) |
|----------|------------------|-------------|------------------|------------------------------|
| 2"       | <b>IFER3V20H</b> | 500         | 10 - 30          | ----                         |
| 3"       | <b>IFER3V30H</b> | 600         | 30 - 60          | ----                         |
| 4"       | <b>IFER3V40F</b> | 750         | 40 - 80          | ----                         |
| 5"       | <b>IFER3V50F</b> | 850         | 70 - 110         | ----                         |

## Dimensions

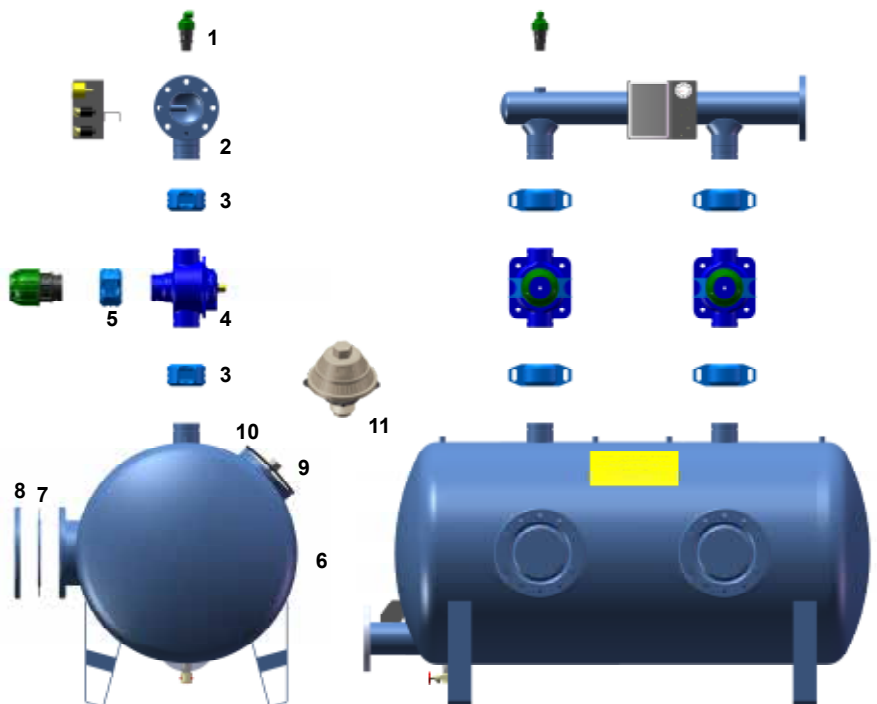
| L (mm) | L1 (mm) | H (mm) | H1 (mm) | H2 (mm) | Ø (inches) | Ø1 (mm) | Weight (kg) |      |
|--------|---------|--------|---------|---------|------------|---------|-------------|------|
|        |         |        |         |         |            |         | H - W       | F    |
| 1150   | 550     | 770    | 170     | 1000    | 2"         | 500     | 96          | ---- |
| 1350   | 650     | 920    | 245     | 1210    | 3"         | 600     | 160         | ---- |
| 1770   | 800     | 1120   | 255     | 1350    | 4"         | 750     | ----        | 262  |
| 2050   | 900     | 1350   | 255     | 1550    | 5"         | 850     | ----        | 340  |

Connection type: **H** female threaded; **F** flanged; **W** victaulic



## Components

| Number | Description                 |
|--------|-----------------------------|
| 1      | discharge valve             |
| 2      | collector                   |
| 3      | victaulic fitting           |
| 4      | 3-way valve                 |
| 5      | discharge victaulic fitting |
| 6      | filter body                 |
| 7      | discharge hatchway gasket   |
| 8      | discharge hatchway cover    |
| 9      | loading hatchway gasket     |
| 10     | loading hatchway cover      |
| 11     | diffuser nozzle             |



## EQ3V

### Applications

EQ3V four chamber, quartzite sand filters are particularly suitable for the filtration of water with high amounts of organic substances: algae, mud and slimy particles of organic matrix. IT is recommended for water from rivers, lakes or dams. The special diffusers located inside on the horizontal plate prevent the quartzite from becoming compact decreasing pressure loss of the whole system.

The EQ3V filter has four chambers, i.e. it is divided in four parts by two plates. Its special structure was designed to reduce dimensions and to make it easily transportable from one system to another, if necessary. The filter is supplied with a backwash system with automatable three-way valves.

### Materials

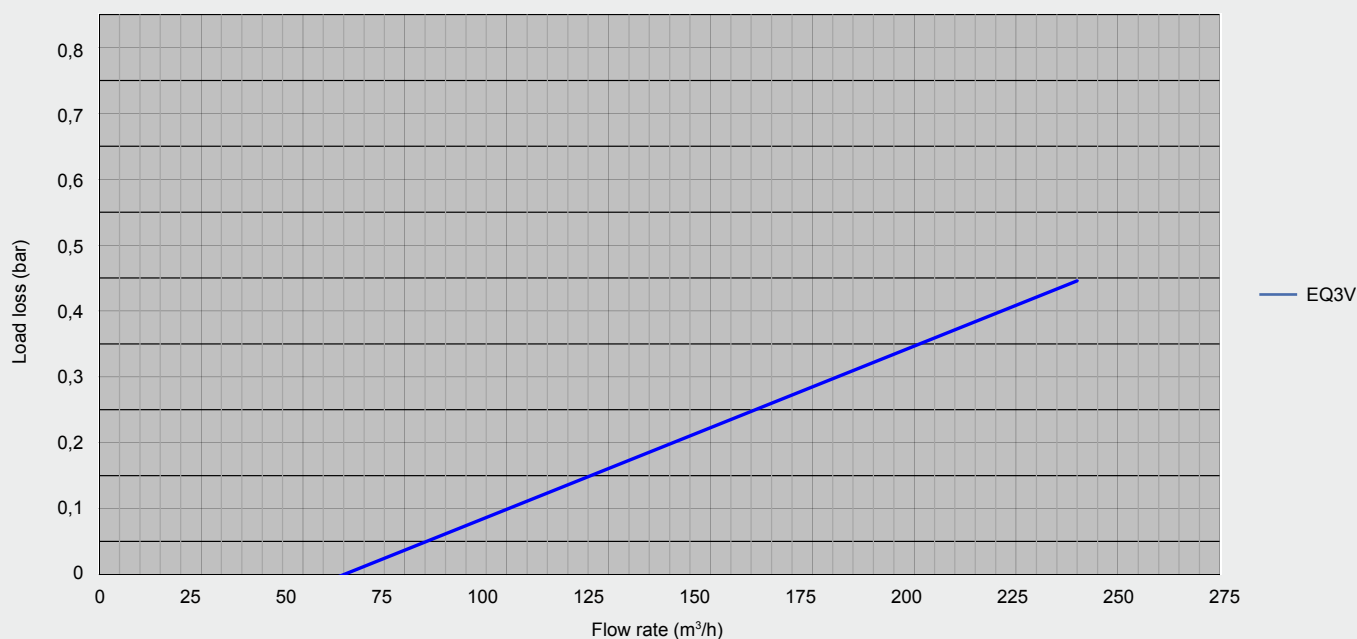
- Body: in sanded metal treated with phosphate zinc and followed by an electrostatic application of a layer of polyester paint, minimum thickness 160 micron, with a protective and anti-corrosion function.
- Gaskets: EPDM
- Diffuser nozzle: polypropylene (mushroom)
- Backwash valves: cast iron

### Characteristics

- Maximum working pressure: 6 bar
- Types of connection: threaded, flanged, victaulic
- The filter is supplied with discharge valves, air release valves, a 3-way valve installation kit, fittings and a discharge pipe.
- The EQ3V filter is supplied without automation.



### Load loss



\*Testing for load loss was carried out with clean water.

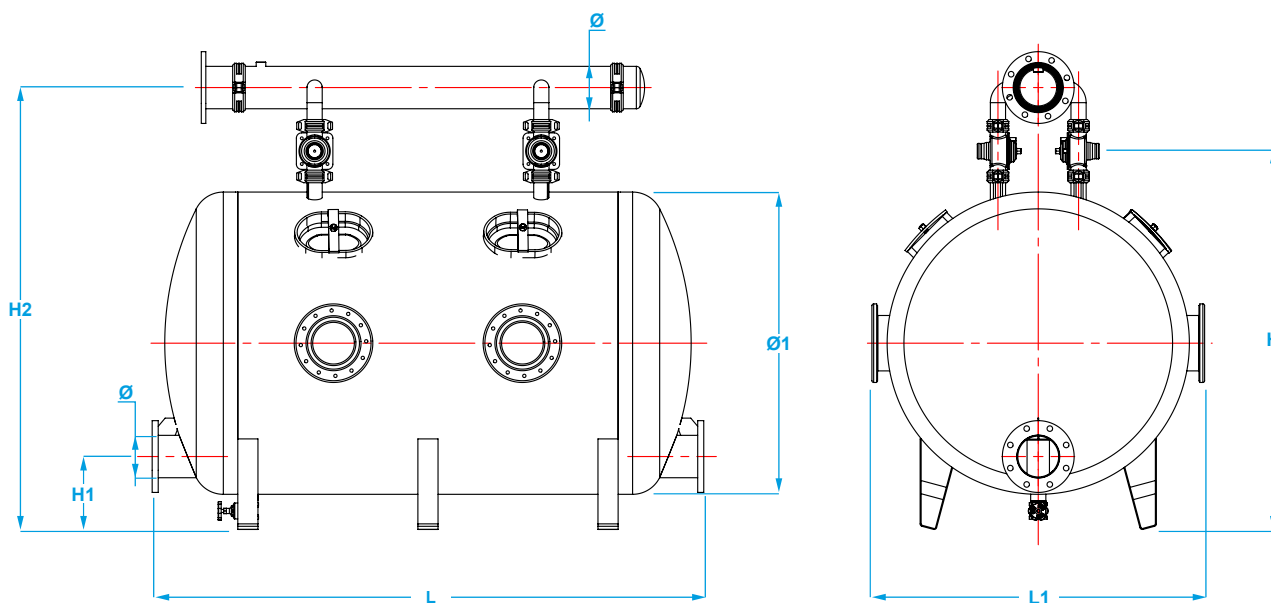
# EQ3V

## Technical data

| Bypasses | Pricelist ref. | Ø body (mm) | Flow rate (m³/h) | Min. backw. flow rate (m³/h) |
|----------|----------------|-------------|------------------|------------------------------|
| 6"       | IFEQ3V60F      | 1200        | 80 - 160         | 100                          |

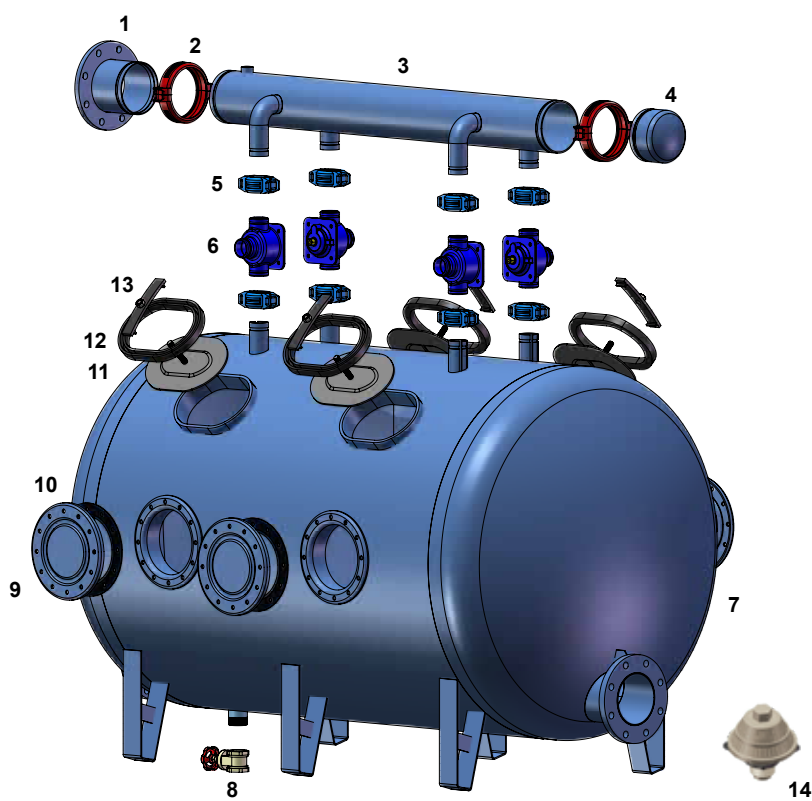
## Dimensions

| L (mm) | L1 (mm) | H (mm) | H1 (mm) | H2 (mm) | Ø (inches) | Ø1 (mm) | Weight (kg) H - W | F    |
|--------|---------|--------|---------|---------|------------|---------|-------------------|------|
| 2200   | 1350    | 1600   | 300     | 1850    | 6"         | 6"      | ----              | ---- |



## Components

| Number | Description                    |
|--------|--------------------------------|
| 1      | flange adaptor                 |
| 2      | victaulic fitting 6"           |
| 3      | collector                      |
| 4      | cap                            |
| 5      | victaulic fitting 3"           |
| 6      | 3-way valve                    |
| 7      | filter body                    |
| 8      | shutter                        |
| 9      | sand discharge hatchway cap    |
| 10     | sand discharge hatchway gasket |
| 11     | sand loading hatchway cover    |
| 12     | sand loading hatchway gasket   |
| 13     | sand loading hatchway t-handle |
| 14     | diffuser nozzle                |



# FW050 – FW100

## Applications

- Irrigation - Protection of irrigation systems, in particular: drip irrigation, micro-irrigation, parks and gardens, golf courses using any type of supply.
- Cooling towers and process water - Ideal for removing algae, sludge, debris, process impurities and atmospheric contamination; allows to maximize the efficiency of heat exchange and reduce maintenance. The reduction of mud accumulations, an ideal environment for Legionella bacteria, guarantees a healthier and safer environment.
- Surface and underground waters - Protection of plants and equipment from contamination of debris in water.
- System protection - Protection of technical equipment, seals, bearings, valves, etc.
- Nozzle protection - Prevents nozzle clogging, keeping them clean and efficient, reducing maintenance.
- Membrane & UV lamps protection - Removal of suspended solids that reduce the efficiency of membranes and UV disinfection systems.
- Recycled water - Allows the use of recycled or low quality water in treatment plants, industrial process systems, paper mills, mines, irrigation, etc.
- Municipal water supply - Removes algae, organisms, sand and silt from surface waters, dams and reservoirs; reducing treatment and maintenance costs.

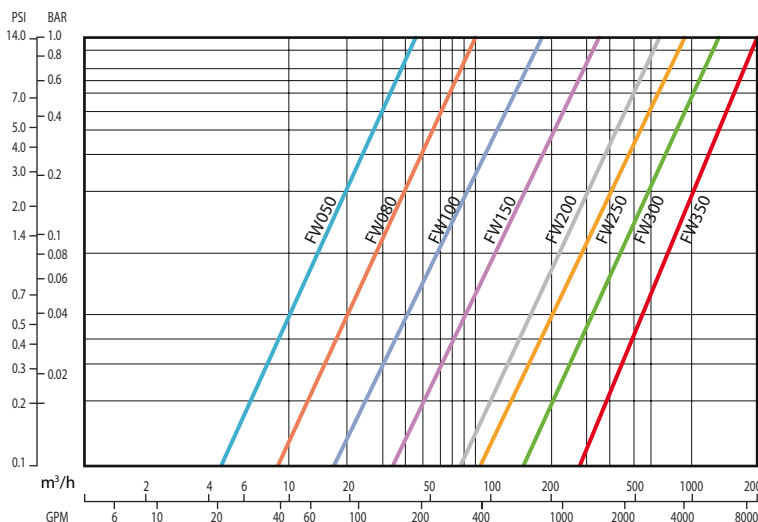


## Materials

- Stainless steel body
- All parts are made of corrosion resistant materials

## Characteristics

- Fully automatic backwash
- Available with hydraulic or electric control
- Large filtering surface
- Wide range of available filtration, from 50 to 800 micron (250-20 mesh).
- Standard dimensions from DN50 to DN350 (2 " - 14")
- Standard nominal pressure PN10
- Quick and easy installation
- Full support and after-sales service
- Designed, built and tested in Australia



\*Testing for load loss was carried out with clean water.

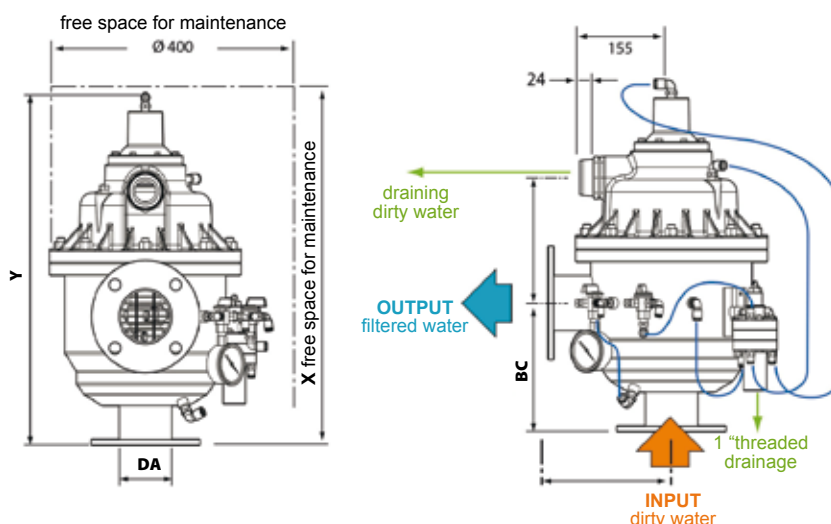


# FW050 – FW100

## Technical data

| Model       | nominal Dimension D |     | IN & OUT connections | 2mt nominal flow rate of head loss |                   | Filtering surface | Dimensions (mm) |     |     |   |   |   |   |     |     |   | Weight (kg) |      |
|-------------|---------------------|-----|----------------------|------------------------------------|-------------------|-------------------|-----------------|-----|-----|---|---|---|---|-----|-----|---|-------------|------|
|             | inches              | mm  |                      | l/s                                | m <sup>3</sup> /h |                   | A               | B   | C   | E | F | H | L | X   | Y   | Z | Empty       | Full |
| FW 050      | 2                   | 50  | 2" BSP               | 7                                  | 25                | 1220              | 184             | 198 | 204 | - | - | - | - | 720 | 560 | - | 22          | 42   |
| FW 050 - F  | 2                   | 50  | DN 50                | 7                                  | 25                | 1220              | 210             | 210 | 204 | - | - | - | - | 720 | 575 | - | 23          | 43   |
| FW 080      | 3                   | 80  | 3" BSP               | 14                                 | 50                | 1220              | 194             | 213 | 204 | - | - | - | - | 720 | 575 | - | 22          | 42   |
| FW 080 - F  | 3                   | 80  | DN 80                | 14                                 | 50                | 1220              | 210             | 210 | 204 | - | - | - | - | 720 | 575 | - | 25          | 45   |
| FW 080 - EX | 3                   | 80  | DN 80                | 14                                 | 50                | 1980              | 210             | 315 | 215 | - | - | - | - | 900 | 680 | - | 29          | 55   |
| FW 100      | 4                   | 100 | DN 100               | 22                                 | 80                | 1980              | 235             | 315 | 215 | - | - | - | - | 900 | 680 | - | 30          | 57   |

**Standard execution:** AISI 304 stainless steel body, AISI 316 stainless steel, brass, fiberglass reinforced nylon main filtering screen, NBR & EPDM gaskets. Body in stainless steel AISI 316 available upon request - **Maximum working pressure:** 10 bar (150 psi) - **Minimum line pressure during backwashing:** 2 bar (30 psi) - **Backwash cycle FW050-FW100:** 5 - 7 secs approx. 30 Liters - **Maximum working temperature:** 65°C



## ADVANTAGES OF FILTAWORX® AUTOMATIC FILTERS

**Stainless steel body for corrosion resistance in most environments**

**Washing mechanism:** the key feature of the performance and reliability of FILTAWORX® filters is the use of backwash water to activate the washing mechanism. No external engines are used and no electrical supply is required, reducing the number of parts moving and subject to wear. The backwash cycle is automatically activated when a preset pressure drop of 40/50 kPa (0.4 / 0.5 bar) is reached. The filter is cleaned perfectly and at any point thanks to an effective high-speed backwash cycle. **No external power supply** is required (using the hydraulic power unit), all functions are powered only by the line pressure. Unbroken flow during the backwash cycle. **Filtration surface wider** than any other comparable filter. **Excellent filtration** using a precision 316 stainless steel mesh cartridge. **Wide range** of available filtrations, from 50 to 800 micron (250 - 20 mesh) that allows the right choice for each application. The cartridges can easily be replaced on site to change the degree of filtration.

**Simple and compact installation,** it can be mounted in any position or orientation, with minimum space requirements. **High reliability** thanks to the reduced number of moving parts. A simple design and a robust structure make FILTAWORX® filters virtually maintenance-free.

# FW100EX – FW350

## Applications

- Irrigation - Protection of irrigation systems, in particular: drip irrigation, micro-irrigation, parks and gardens, golf courses using any type of supply.
- Cooling towers and process water - Ideal for removing algae, sludge, debris, process impurities and atmospheric contamination; allows to maximize the efficiency of heat exchange and reduce maintenance. The reduction of mud accumulations, an ideal environment for Legionella bacteria, guarantees a healthier and safer environment.
- Surface and underground waters - Protection of plants and equipment from contamination of debris in water.
- Plant protection - Protection of technical equipment, seals, bearings, valves, etc.
- Nozzle protection - Prevents nozzle clogging, keeping them clean and efficient, reducing maintenance.
- Membrane & UV lamps protection - Removal of suspended solids that reduce the efficiency of membranes and UV disinfection systems.
- Recycled water - Allows the use of recycled or low quality water in treatment plants, industrial process systems, paper mills, mines, irrigation, etc.
- Municipal water supply - Removes algae, organisms, sand and silt from surface waters, dams and reservoirs; reducing treatment and maintenance costs.

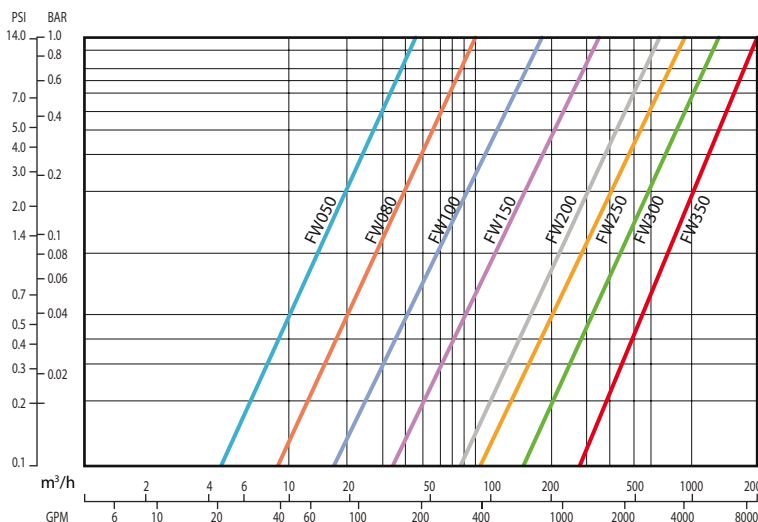


## Materials

- Stainless steel body
- All parts are made of corrosion resistant materials

## Characteristics

- Fully automatic backwash
- Available with hydraulic or electric control
- Wide filtering surface
- Wide range of filtrations available, from 50 to 800 micron (250-20 mesh).
- Standard dimensions from DN50 to DN350 (2" - 14")
- Standard nominal pressure PN10
- Quick and easy installation
- Full support and after-sales service
- Designed, built and tested in Australia



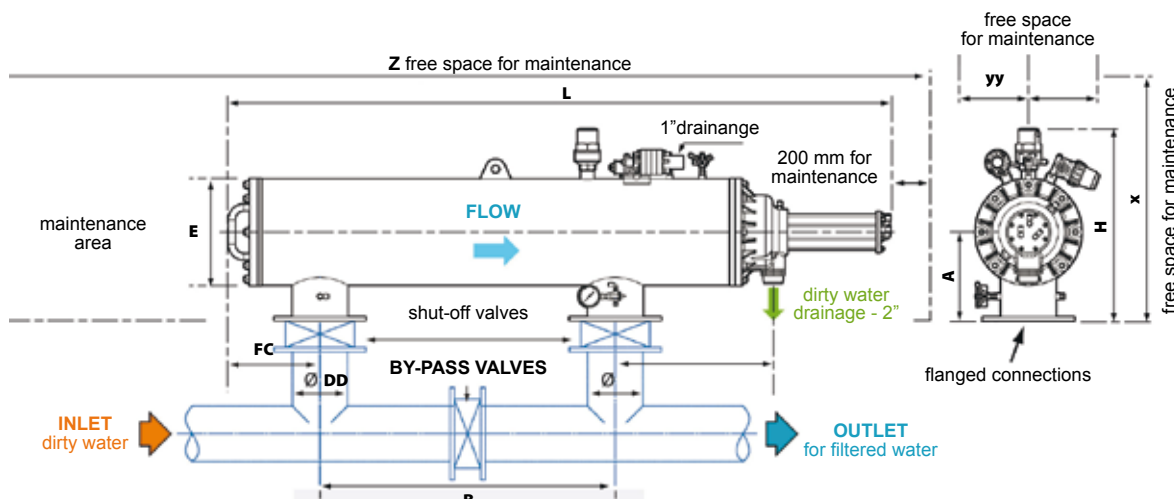
\*Testing for load loss was carried out with clean water.

# FW100EX – FW350

## Technical data

| Model    | Nominal Dimension D |     | IN & OUT connections | 2mt nominal flow rate of head loss |                   | Filtering surface<br>cm <sup>2</sup> | Dimensions (mm) |      |     |     |     |     |      |     |     |      | Weight (kg) |      |
|----------|---------------------|-----|----------------------|------------------------------------|-------------------|--------------------------------------|-----------------|------|-----|-----|-----|-----|------|-----|-----|------|-------------|------|
|          | inches              | mm  |                      | l/s                                | m <sup>3</sup> /h |                                      | A               | B    | C   | E   | F   | H   | L    | X   | Y   | Z    | Empty       | Full |
| FW100EX  | 4                   | 100 | DN100                | 28                                 | 100               | 5600                                 | 235             | 900  | 466 | 273 | 229 | 525 | 1952 | 730 | 360 | 3650 | 85          | 165  |
| FW100EXL | 4                   | 100 | DN100                | 28                                 | 100               | 8115                                 | 235             | 900  | 829 | 325 | 229 | 525 | 2315 | 730 | 360 | 4365 | 104         | 200  |
| FW 150   | 6                   | 150 | DN150                | 50                                 | 180               | 5600                                 | 270             | 900  | 481 | 325 | 279 | 583 | 2017 | 780 | 360 | 3720 | 105         | 215  |
| FW150EX  | 6                   | 150 | DN150                | 50                                 | 180               | 8115                                 | 270             | 900  | 844 | 325 | 279 | 583 | 2380 | 780 | 360 | 4430 | 115         | 265  |
| FW 200   | 8                   | 200 | DN200                | 89                                 | 320               | 8115                                 | 270             | 900  | 966 | 325 | 389 | 583 | 2612 | 780 | 380 | 4660 | 130         | 320  |
| FW 250   | 10                  | 250 | DN250                | 111                                | 400               | 8115                                 | 270             | 900  | 966 | 325 | 392 | 583 | 2615 | 780 | 400 | 4660 | 155         | 345  |
| FW 250EX | 10                  | 250 | DN250                | 111                                | 400               | 10415                                | 310             | 1100 | 966 | 406 | 682 | 665 | 3105 | 870 | 420 | 5310 | 235         | 540  |
| FW 300   | 12                  | 300 | DN300                | 167                                | 600               | 10415                                | 310             | 1100 | 966 | 406 | 682 | 665 | 3105 | 870 | 420 | 5310 | 240         | 550  |
| FW 350   | 14                  | 350 | DN350                | 250                                | 900               | 12170                                | 310             | 1270 | 966 | 406 | 512 | 665 | 3105 | 870 | 450 | 5310 | 285         | 595  |

**Standard model:** AISI 304 stainless steel body, AISI 316 stainless steel, brass, fiberglass reinforced nylon filtering screen, NBR & EPDM gaskets. Body in AISI 316 stainless steel available upon request - **Maximum working pressure:** 10 bar (150psi) - **Minimum line pressure during backwashing:** 2 bar (30psi) - **Backwash cycle FW100EX-FW350:** 15 - 17 secs, 150 Liters - **Maximum working temperature:** 65°C



## ADVANTAGES OF FILTAWORX® AUTOMATIC FILTERS

**Stainless steel body for corrosion resistance in most environments**

**Washing mechanism:** the key feature of the performance and reliability of FILTAWORX® filters is the use of backwash water to activate the washing mechanism. No external engines are used and no electrical supply is required, reducing the number of parts moving and subject to wear. The backwash cycle is automatically activated when a preset pressure drop of 40/50 kPa (0.4 / 0.5 bar) is reached. The filter is cleaned perfectly and at any point thanks to an effective high-speed backwash cycle. **No external power supply** is required (using the hydraulic power unit), all functions are powered only by the line pressure. Unbroken flow during the backwash cycle. **Filtration surface wider** than any other comparable filter. **Excellent filtration** using a precision 316 stainless steel mesh cartridge. **Wide range** of available filtrations, from 50 to 800 micron (250 - 20 mesh) that allows the right choice for each application.

The cartridges can easily be replaced on site to change the degree of filtration.

**Simple and compact installation,** it can be mounted in any position or orientation, with minimum space requirements.

**High reliability** thanks to the reduced number of moving parts. A simple design and a robust structure make FILTAWORX® filters virtually maintenance-free.

## GCV

### Applications

GCV quartzite sand filtering stations are particularly suitable for the filtration of water with high amounts of organic substances: algae, mud and slimy particles of organic matrix. IT is recommended for water from rivers, lakes or dams. The special diffusers located inside on the horizontal plate prevent the quartzite from becoming compact decreasing pressure loss of the whole system.

The filtering station is composed of two or more sand filters, assembled parallel. The station is equipped with collectors, a 120 mesh safety filter and air vent. The station is supplied with a backwash system with automatable three-way valves.

### Materials

- Body: in sanded metal treated with phosphate zinc and followed by an electrostatic application of a layer of polyester paint, minimum thickness 160 micron, with a protective and anti-corrosion function.
- Safety filtering element: stainless steel AISI 304 with polyester mesh.
- Gaskets: EPDM
- Valves: cast iron
- Collectors: in sanded metal treated with phosphate zinc and followed by an electrostatic application of a layer of polyester paint, minimum thickness 160 micron, with a protective and anti-corrosion function.

### Characteristics

- Maximum working pressure: 8 bar
- Standard filtration grade: 120 mesh  
(filtration available: 50, 80, 120, 150, 200 mesh)
- Types of connection: threaded, flanged, victaulic
- The station is supplied without quartzite sand
- The station is supplied without an automation kit



*NOTA: richiedere all'ufficio tecnico le caratteristiche idrauliche sulla base del progetto esecutivo*

# GCV

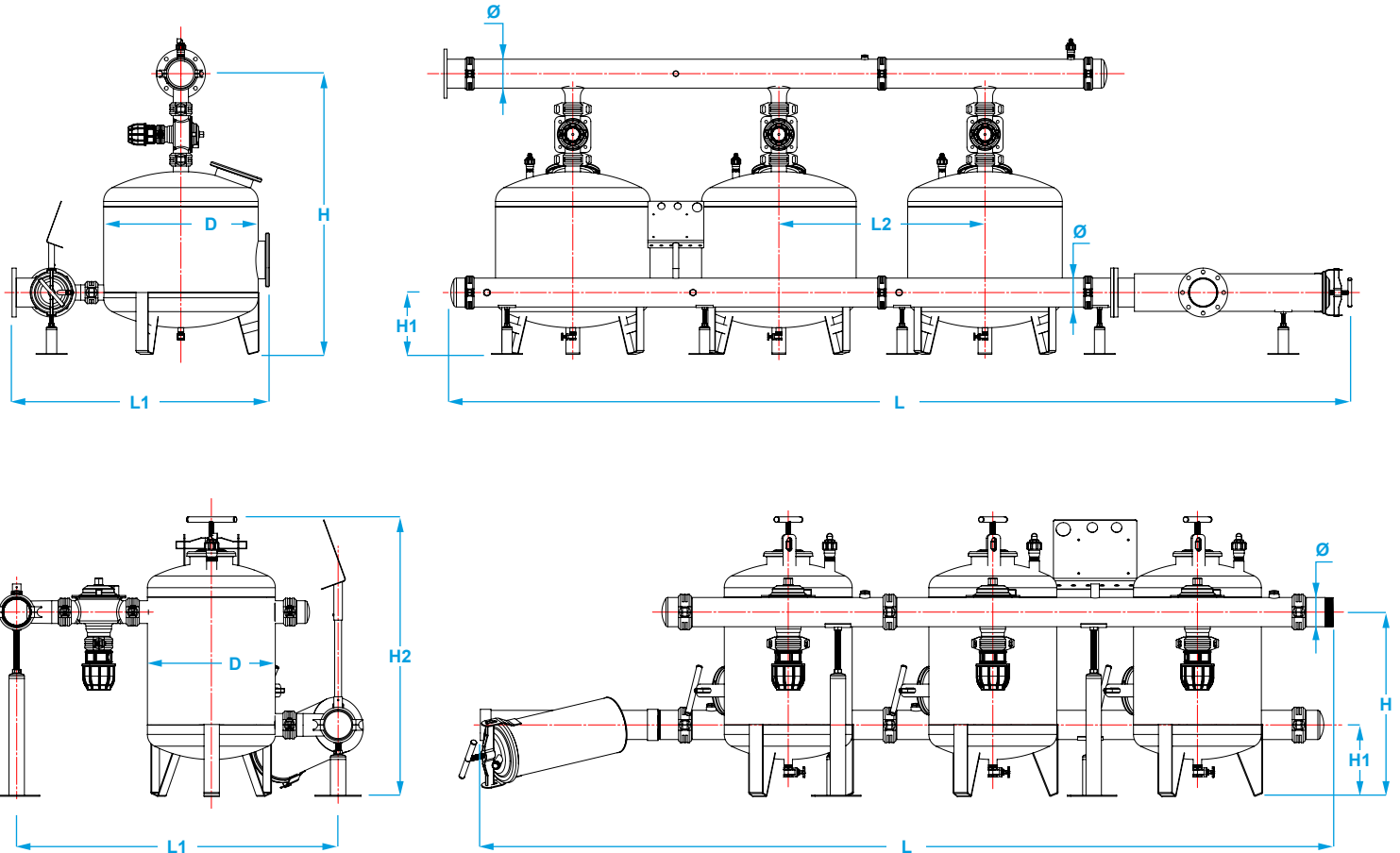
## Technical data

| Couplings | Pricelist ref. | Flow rate<br>m <sup>3</sup> /h | Modello filtri | No. filters |
|-----------|----------------|--------------------------------|----------------|-------------|
| 3"        | IFGCV6202SIHI  | 40                             | 600mm - 2"     | 2           |
| 4"        | IFGCV6203SLHI  | 65                             | 600mm - 2"     | 3           |
| 4"        | IFGCV6204SLHI  | 80                             | 600mm - 2"     | 4           |
| DN150     | IFGCV6205SPFI  | 100                            | 600mm - 2"     | 5           |
| DN150     | IFGCV6206SPFI  | 120                            | 600mm - 2"     | 6           |
| 4"        | IFGCV9302SLHI  | 80                             | 900mm - 3"     | 2           |
| DN150     | IFGCV9303SPFI  | 120                            | 900mm - 3"     | 3           |
| DN150     | IFGCV9304SPFI  | 160                            | 900mm - 3"     | 4           |
| DN150     | IFGCV9305SPFI  | 200                            | 900mm - 3"     | 5           |
| DN150     | IFGCV9306SPFI  | 250                            | 900mm - 3"     | 6           |
| DN150     | IFGCV1402PPFI  | 140                            | 1200mm - 4"    | 2           |
| DN150     | IFGCV1403SPFI  | 210                            | 1200mm - 4"    | 3           |
| DN200     | IFGCV1404SRFI  | 280                            | 1200mm - 4"    | 4           |
| DN200     | IFGCV1405SRFI  | 350                            | 1200mm - 4"    | 5           |
| DN250     | IFGCV1406STFI  | 420                            | 1200mm - 4"    | 6           |

\* Contact the technical office

## Dimensions

| Ø<br>(inches - DN) | D<br>(mm) | L<br>(mm) | L1<br>(mm) | H<br>(mm) | H1<br>(mm) | Weight<br>(kg) |
|--------------------|-----------|-----------|------------|-----------|------------|----------------|
| 3"                 | 600       | 1820      | 1100       | 730       | 280        | ----           |
| 4"                 | 600       | 2400      | 1100       | 730       | 280        | ----           |
| 4"                 | 600       | 3000      | 1200       | 730       | 280        | ----           |
| DN150              | 600       | 3600      | 1200       | 730       | 280        | ----           |
| DN150              | 600       | 4300      | 1200       | 730       | 280        | ----           |
| 4"                 | 900       | 3300      | 1600       | 1600      | 350        | ----           |
| DN150              | 900       | 5300      | 1700       | 1700      | 400        | ----           |
| DN150              | 900       | 6400      | 1700       | 1700      | 400        | ----           |
| DN150              | 900       | 7500      | 1700       | 1700      | 400        | ----           |
| DN150              | 900       | 8600      | 1700       | 1700      | 400        | ----           |
| DN150              | 1200      | *         | *          | *         | *          | ----           |
| DN150              | 1200      | *         | *          | *         | *          | ----           |
| DN200              | 1200      | *         | *          | *         | *          | ----           |
| DN200              | 1200      | *         | *          | *         | *          | ----           |
| DN200              | 1200      | *         | *          | *         | *          | ----           |
| DN250              | 1200      | *         | *          | *         | *          | ----           |



## ETS

### Applications

ETS filtering stations were designed for anyone wishing to reduce large quantities of suspended solid particles, while at the same time reducing dimensions. The combination between sand separator and safety filter guarantees good finishing of the water. ETS stations are mostly used in agriculture.

### Materials


- Body: in sanded metal treated with phosphate zinc and followed by an electrostatic application of a layer of polyester paint, minimum thickness 160 micron, with a protective and anti-corrosion function.
- Safety filtering element: stainless steel AISI 304 with polyester mesh, stainless steel AISI 304 or high density polypropylene disks.
- Gaskets: EPDM

### Characteristics

- Maximum working pressure: 8 bar
- Standard filtration grade: 120 mesh (filtration available: 80, 120, 150, 200 mesh)
- Types of connection: threaded, flanged, victaulic
- The station is supplied with a bypass kit for fertigation with Ø3/4" bypasses



*NOTE: ask the technical office for the hydraulic characteristics based on the executive project*



\*Testing for load loss was carried out with clean water.

# ETS

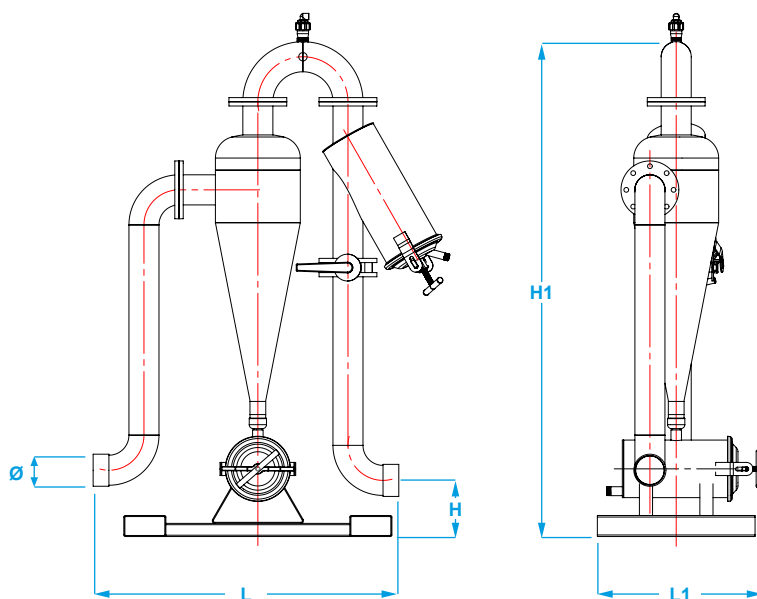
## Technical data

| Couplings | Pricelist ref.     | Flow rate<br>m <sup>3</sup> /h | Components            |
|-----------|--------------------|--------------------------------|-----------------------|
| 2"        | <b>IFETS120H12</b> | 15 - 30                        | EIV + ESV + fert. kit |
| 3"        | <b>IFETS130H12</b> | 25 - 40                        | EIV + ESV + fert. kit |
| 4"        | <b>IFETS140H12</b> | 40 - 80                        | EIV + ESV + fert. kit |
| dn 125    | <b>IFETS150F12</b> | 80 - 110                       | EIV + ESV + fert. kit |
| 2"        | <b>IFETS220H12</b> | 15 - 30                        | EIV + EDV + fert. kit |
| 3"        | <b>IFETS230H12</b> | 25 - 40                        | EIV + EDV + fert. kit |
| 4"        | <b>IFETS240H12</b> | 40 - 80                        | EIV + EDV + fert. kit |
| 2"        | <b>IFETS520H12</b> | 11 - 31                        | EIV + EAV + fert. kit |
| 3"        | <b>IFETS530H12</b> | 12 - 40                        | EIV + EAV + fert. kit |
| 4"        | <b>IFETS540H12</b> | 20 - 70                        | EIV + EAV + fert. kit |
| dn 125    | <b>IFETS550F12</b> | 40 - 110                       | EIV + EAV + fert. kit |
| 2"        | <b>IFETS620H12</b> | 15 - 30                        | EIV + EAP + fert. kit |
| 3"        | <b>IFETS630H12</b> | 25 - 40                        | EIV + EAP + fert. kit |
| 4"        | <b>IFETS640H12</b> | 40 - 80                        | EIV + EAP + fert. kit |
| dn 125    | <b>IFETS650F12</b> | 80 - 110                       | EIV + EAP + fert. kit |

Connection type: **H** female threaded; **F** flanged; **W** victaulic

## Dimensions

| Ø<br>(inches) | L<br>(mm) | L1<br>(mm) | H<br>(mm) | H1<br>(mm) | Weight<br>(kg) |
|---------------|-----------|------------|-----------|------------|----------------|
| 2"            | 1100      | 500        | -----     | -----      | -----          |
| 3"            | 1300      | 550        | -----     | -----      | -----          |
| 4"            | 1400      | 600        | -----     | -----      | -----          |
| dn 125        | 1350      | 730        | -----     | -----      | -----          |
| 2"            | 110       | 500        | -----     | -----      | -----          |
| 3"            | 1300      | 550        | -----     | -----      | -----          |
| 4"            | 1400      | 600        | -----     | -----      | -----          |
| 2"            | 1100      | 500        | -----     | -----      | -----          |
| 3"            | 1300      | 550        | -----     | -----      | -----          |
| 4"            | 1400      | 600        | -----     | -----      | -----          |
| dn 125        | 1350      | 730        | -----     | -----      | -----          |
| 2"            | 1100      | 500        | -----     | -----      | -----          |
| 3"            | 1300      | 550        | -----     | -----      | -----          |
| 4"            | 1400      | 600        | -----     | -----      | -----          |
| dn 125        | 1350      | 730        | -----     | -----      | -----          |



|        | Brand | Standard              | Description                     | Organization           | Certificate n°  |
|--------|-------|-----------------------|---------------------------------|------------------------|-----------------|
| System |       | UNI EN ISO 9001:2015  | Quality management system       | IIP / CISQ             | 964             |
|        |       | UNI EN ISO 14001:2015 | Environmental management system | IIP / CISQ             | 174             |
|        |       | UE 952/2013           | Authorized Economic Operator    | Italian Customs Agency | IT AEOF 16 1155 |

|   | Paese        | Brand                                       | Standard   | Description  | Organization       | Certificate n° |
|---|--------------|---|--|--|--------------------|----------------|
| Product   | ITALY        |   | UNI 9561:2006  | Connecto™ +Ultra   | IIP                | 1430           |
|   |              |   | ISO 9261:2004  | Dripline Mono™ - Rootguard Mono™ - Tandem™ - Rootguard Tandem™ | IIP                | 1441 - 1442    |
|   |              | Dripline Multibar™ C- Rootguard Multibar™ C |  | IIP  | 1441 - 1442        |                |
|   |              | Dripline D5™                                |  | IIP  | 1442               |                |
|   |              | Dripline Junior™                            |  | IIP  | 1441 - 1442        |                |
|   |              | Dripline P1®                                | IIP  | 1442   |                    |                |
|   | GERMANY      |   | DLG SIGNUM TEST  | Dripline Mono™ 2,1lph  | DLG                | 5509           |
|   |              |   |  | Dripline Multibar™ 1,6lph                                      | DLG                | 5508           |
|   |              |   |  | Dripline P1® 1,1lph  | DLG                | 5506           |
|   |              |   |  | Dripline Tape 0,9lph   | DLG                | 5507           |
|   | SOUTH AFRICA |   | GW 335-B3:2011   | Connecto™ +Ultra   | DVGW               | DW-8616BT0102  |
|   |              |   |  | SANS 14236:2003  | Connecto™ +Ultra   | SABS           |
|   | JASWIC       | 1624/1                                      |  |  |                    |                |
|   | SWITZERLAND  |   | TPW 157  | Connecto™ +Ultra   | SVGW               | 1103-K 298     |
|   | AUSTRALIA    |   | AS/NZS 4129:2008                                       | Connecto™ +Ultra   | SAI GLOBAL         | WMKA21524      |
|   | ENGLAND      |   | BS 6920-2.1:2000                                       | Connecto™ +Ultra   | WRAS               | 1712054        |
|   | ISRAEL       |   | IS 5283  | Connecto™  | SII                | 36526          |
|   | RUSSIA       |   | -  | Sanitary certificate   | GOST               | 3258336        |
|   |              |   | Various  | Connecto™ - Connecto™ Plus - Threaded fittings                 | GOST               | 1119040        |
|   |              |   |  | Plastic accessories  | GOST               | 1260161        |
| Dripline Multibar™ - P1® - P1® Rootguard - Rootguard - i-Tape |              |   |  | GOST   | 0998860            |                |
| POLAND  |              | Various                                     | Connecto™ PN10 - Connecto™ +Ultra PN16 - Clamp saddles | ITB  | AT-15-7862/2016    |                |
|   |              | -   | Sanitary certificate                                   | -  | HK.W.0091.01.2015  |                |
| HUNGARY   |              | Various                                     | Connecto™ PN10 - Connecto™ +Ultra PN16 - Clamp saddles | EMI  | A 705/2009         |                |
| UKRAINE   | -            | -   | Sanitary certificate                                   | -  | 58960              |                |
|   | -            | Various                                     | All  | -  | UA1.170.0087539-12 |                |











## Filtering catalog 2019

Irritec S.p.A. Via Gambitta Conforto, C.da S. Lucia SNC - 98071 Capo d'Orlando (Me) - Italy  
Tel. +39 0941 922111 - Fax +39 0941 958807 - [www.irritec.com](http://www.irritec.com) - [irritec@irritec.com](mailto:irritec@irritec.com)

© Any reproduction, publication, further distribution or public exhibition of materials provided in this catalog, in whole or in part, is strictly prohibited.

The information contained in this catalog is provided in good faith by Irritec S.p.A and is regularly checked. However, the accuracy and completeness of such information is not guaranteed. In no event Irritec S.p.A. shall be held responsible for any direct or indirect damage which may arise from the use of the information contained in this catalog or in the website.



GEDGENA18000190

**don't wait** for rain®